No. 785.

NORTHERN NIGERIA.

REPORT FOR 1912.

(For Report for 1911, see No. 738.)

Presented to both Houses of Parliament by Command of His Majesty.
January, 1914.

LONDON:
PRINTED UNDER THE AUTHORITY OF HIS MAJESTY'S STATIONERY OFFICE
By DARLING AND SON, LTD., BACON STREET, E.

To be purchased, either directly or through any Bookseller, from
WYMAN AND SONS, LIMITED, 29, BREAMS BUILDINGS, FETTER LANE, E.C.,
and 28, ABINGDON STREET, S.W., and 54, ST. MARY STREET, CARDIFF; or
H.M. STATIONERY OFFICE (SCOTTISH BRANCH),
23, FORTH STREET, EDINBURGH; or
E. PONSONBY, LIMITED, 116, GRAFTON STREET, DUBLIN;
or from the Agencies in the British Colonies and Dependencies,
the United States of America, the Continent of Europe and Abroad of
T. FISHER UNWIN, LONDON, W.C.

1914.

[Cd. 7050-26.] *Price* 5½*d.*

CONTENTS.

	PAGE
I.—Financial	4
II.—Trade and Customs	9
III.—Legislation and Judicial	12
IV.—Cantonments	12
V.—Education	12
VI.—Hospitals	14
VII.—Mines Department	15
VIII.—Agriculture	16
IX.—Police	17
X.—Prisons	17
XI.—Criminal Statistics	18
XII.—Vital Statistics	19
XIII.—Sanitation	20
XIV.—Vaccination	21
XV.—Meteorology	22
XVI.—Post and Telegraphs Services	23
XVII.—Military	25
XVIII.—Means of Communication	26
XIX.—Railways	27
XX.—Public Works	29
XXI.—Provincial Administration	31
XXII.—General	34
Appendix I.—Report on Investigations Conducted at the Imperial Institute during 1912	35
Table I.—Provincial Statistics	36
Table II.—Cost of Provincial Administration, &c.	38
Table III.—Statement of Receipts (Government Share) from Local Revenue	38

No. 785.

NORTHERN NIGERIA.

(For Report for 1911, see No. 738.)

THE GOVERNOR to THE SECRETARY OF STATE.

Government House,
Zungeru,
8th November, 1913.

SIR,

I HAVE the honour to submit the Annual Report on the Blue Book for Northern Nigeria for 1912, drawn up by the Acting Chief Secretary, Mr. Goldsmith.

2. I was myself appointed to the Governorship of Northern Nigeria simultaneously with that of Southern Nigeria on the 16th of June, 1912, and arrived in the country on the 3rd of October, 1912. I have, therefore, been in actual control only for a few months of the year under review.

3. I had received your instructions to submit proposals to you for the amalgamation of Northern and Southern Nigeria, and, with this object in view, I obtained your approval for the immediate amalgamation of the railways (which was effected on the 3rd of October) and of the marine. Steps were taken towards this latter object at the end of 1912, and it was effected on the 1st of January, 1913, and for the same reason the financial year was closed on the 31st of December, 1912.

4. This latter step was rendered possible by the decision, which you informed me His Majesty's Government had made, that the grant-in-aid for Northern Nigeria, which, for the 11 years ending the 31st of March, 1912, has averaged £314,500 per annum, should be reduced as from 1913 to £100,000 per annum, and should be discontinued after five years as from the 1st of January, 1913. The financial years of Northern Nigeria and Southern Nigeria will thus be identical.

5. The attached report presents a satisfactory record of progress. The local revenue (including the amount refunded by Southern Nigeria in lieu of customs dues collected on the coast on Northern Nigeria imports) has increased from £50,315 in 1902 to £615,292 at the end of the financial year 1911-12 (31st of March, 1912),

(32886—2.) Wt. 35104—688. 1375 & 90. 1/14. D & S. A 2

viz.:—by 1,222 per cent. The export of tin ore has practically doubled during the past year, rising from 1,470 tons (value £189,174) in 1911, to 2,605 tons (value £380,284) in 1912, while cotton in the same period has increased from 230 to 2,643 bales.

6. I would invite your special attention to the large increase in successful vaccinations during the past year. They numbered 8,595, as against 3,878 in 1911.

7. It is to be much regretted that some of the principal firms persist in clinging to the system of barter in their trading transactions with the natives, tempted, no doubt, by what would seem to be a double profit thus won. It is in my view a mistaken policy, which retards the development of trade, and greatly incommodes the Administration in its collection of the taxes. I trust that it may soon be abandoned in favour of the legal currency of the country by all firms of standing and repute.

8. I have already reported to you in a separate despatch the very striking result of the durbar of native chiefs held on the 1st of January, which demonstrated at once the loyalty of the chiefs and the peace and friendship which now happily exists between them and the pagan tribes.

I have, &c.,

F. D. LUGARD,
Governor.

The Right Honourable
Lewis Harcourt, M.P.,
Secretary of State for the Colonies,
&c., &c., &c.

REPORT ON THE BLUE BOOK FOR THE YEAR 1912.

I.—FINANCIAL.

The accounts published in the Blue Book for 1912 relate to two financial years, *i.e.*, 1st of April, 1911, to 31st of March, 1912, and 1st of April, 1912, to 31st of December, 1912. In former years, when reporting on the Protectorate, it has been customary

to give the latest possible information with regard to the financial position, and following on that precedent, it is proposed in this section of the Report on the work of the year to use the figures which have just become available for the financial year which ended on the 31st of December, 1912.

The accounts for the period 1st April, 1911, to 31st of March, 1912, were discussed in the last Annual Report.

In past years the financial year was for the period 1st of April to 31st of March inclusive; in future years it is intended that the financial year shall synchronise with the calendar year, and in order to effect the adjustment necessary to achieve that object the financial year 1912 was abbreviated to a period of nine months (1st of April to 31st December, 1912).

The adjustment reduces the comparative value of the figures for the following reasons:—

(*a.*) The heavy expenditure in connection with the purchase of stores, material, &c., is invariably incurred at the commencement of the financial year; the figures relating to expenditure may therefore be regarded as being somewhat inflated.

(*b.*) The bulk of the local revenue is collected during the dry season (November-March) and although the returns for local and internal revenue for the nine months under review indicate an increase on the figures for the corresponding period of the previous year they do not furnish, with regard to the year's collection for 1911-12, a reliable basis of comparison.

Revenue and Expenditure.

The revenue of the Protectorate during the years ended March 31st, 1912, and December 31st, 1912 (nine months), was:—

	1911-12.	1912. (April to December.)
	£	£
Local and Internal Revenue	545,291	476,493
Contribution from Southern Nigeria ...	70,000	52,500
Imperial Grant for Interest on Railway Loan	50,000	95,000
Imperial Grant for Railway working Open Lines	48,774	
Imperial Grant for ordinary services ...	237,384	
Imperial Grant for working balance ...	10,242	
	£962,291	£623,993

The revenue for the period of nine months shows a decrease of £328,056 when compared with the figures for the preceding twelve

months, but of that sum no less than £252,000 represents reduction in Imperial grants-in-aid. The reduction in the amount of contribution from Southern Nigeria is due to the fact that the credits are transferred quarterly and the amount shown represents three-part payments only. It is interesting to note that the difference between the amounts collected in respect of Land and Internal Revenue during the twelve months of 1911-12 and the nine months under review is £68,798 only, and for reasons already stated it may be anticipated with confidence that the amount will be considerably exceeded over a full twelve months.

Appended are comparative statements of revenue and expenditure for the past two years. The reasons for the general decrease have already been stated. It will be observed that there are large comparative increases in the earnings of the Railway, Customs and Postal Departments, the three principal gauges of trade. The abolition of traders' licences and licences to brew native liquor is responsible for the comparatively large decrease under the head Licences and Internal Revenue. The small falling off in the earnings of the Marine Department is explained by the fact that many consignments formerly conveyed via the river are now transported by rail.

Revenue.

	1911-12.	1912. (April to December.)
	£	£
Land Revenue	413,933	310,708
Licences and Internal Revenue	6,618	2,577
Payments for specific services, fees, &c. ...	6,794	4,384
Marine earnings	16,973	11,951
Post Office and Telegraphs	7,876	7,486
Customs Dues	28,038	33,891
Rents of Government Property	2,436	1,818
Miscellaneous Receipts	915	1,044
B. K. Railway earnings	44,059	69,952
B. L. Railway earnings	—	19,822
Mines	17,649	12,861
Total Local Revenue	545,291	476,493
Imperial Grant-in-aid	*347,000	95,000
Contribution from Southern Nigeria ...	70,000	52,500
Total	£962,291	£623,993

* This amount includes £10,242 granted to form a working balance within the Protectorate.

Expenditure.

	1911-12.	1912. (April to December.)
	£	£
Governor's Office and Government House	4,902	2,925
Chief Secretary's Department and Printing	9,572	8,374
Provincial Administration	90,037	70,740
Judicial	3,324	2,165
Treasury Department	7,065	5,462
Postal and Telegraphs	27,375	18,704
Medical	32,556	26,416
Audit	3,321	2,897
Police	26,425	21,199
Prisons	10,342	8,183
Transport	33,906	27,093
West African Frontier Force	158,947	116,211
Marine	36,196	33,099
Customs	3,844	3,381
Agricultural and Forestry	1,649	1,639
Land and Survey Department	1,494	1,253
Mines Department	3,052	4,092
Miscellaneous Services	7,486	6,882
Pensions and Gratuities	4,015	4,952
Education Department	1,535	1,491
Cantonments	1,184	898
Public Works Department	11,434	9,194
Barijuko Tramway	48	—
Public Works Recurrent	12,946	12,283
Baro-Kano Railway—open lines	61,067	79,825
Sanitation	2,568	1,952
Bauchi Light Railway—open lines ...	—	11,950
Public Works Extraordinary	23,326	23,946
Telegraphs	1,501	2,863
Native Affairs	196,925	153,782
Interest on Railway Loan	47,897	46,680
Total aggregate Expenditure	£827,939	£710,531

The difference between revenue and expenditure for the latter period was met by the appropriation of £86,538 from accumulated balances. The following statement shows the steady progress that has been made in the finances of the Protectorate during the past eleven years.

In 1902-03 the local revenue fell short of the total expenditure by no less than £339,076. In 1903-4 the Imperial grant-in-aid was £405,000, in 1911-12 the grant on account of ordinary services was £237,384. In 1912 the total grant-in-aid (received during nine months ended 31st December) amounted to £95,000 only.

—	1902–03.	1903–04.	1904–05.	1905–06.	1906–07.	1907–08.	1908–09.	1909–10.	1910–11.	1911–12.	1912.*
	£	£	£	£	£	£	£	£	£	£	£
1. Revenue collected locally ...	16,315	53,726	94,026	110,544	142,087	143,005	178,444	213,436	274,989	545,292	471,222
2. Contribution from Southern Nigeria.	34,000	50,000	60,000	75,000	75,000	70,000	70,000	70,000	70,000	70,000	52,500
3. Total local revenue ...	50,315	103,726	154,026	185,544	217,087	213,005	248,444	283,436	344,989	†615,292	†523,722
4. Total local expenditure ...	389,391	498,986	520,545	49 8,25	498,848	498,302	540,643	566,842	565,760	827,939	708,824
5. Total Deficit	339,076	395,260	366,519	312,715	281,761	285,297	292,199	283,406	220,771	212,647	185,102
6. Railway expenditure in excess of earnings.	—	—	—	—	—	—	—	—	3,822	17,008	4,941
7. Railway interest on loan ...	—	—	—	—	—	—	7,634	26,338	41,917	47,897	46,680
8. Deficit, excluding expenditure in connection with Railway.	339,076	395,260	366,519	312,715	281,761	‡285,297	284,565	257,068	175,032	147,742	133,481

* Figures for 1912 relate to nine months only.
† Includes Native Administration share of Revenue.
‡ Caravan Tolls abolished in this year.

II.—TRADE AND CUSTOMS.

The trade returns and statistics available are not sufficiently complete or accurate to render it possible to gauge the trade of the Protectorate with any great measure of accuracy. The Government of Southern Nigeria furnishes a return of imports and exports which pass through Idah on the River Niger.

Imports.—The actual value of goods, excluding specie, imported by commercial firms during 1912 was £673,861, of which £257,759 was conveyed up the river and entered Northern Nigeria by way of Idah. During 1911 the value so imported was £335,014; there was therefore a decrease of £77,255 on commercial importations via Idah in 1912.

The following are the principal articles imported by commercial firms via Idah and their values:—

	1912.	1911.
	£	£
Apparel	875	1,798
Bags and sacks	4,539	5,580
Beads	1,390	2,700
Cotton manufactures ...	143,413	183,422
Enamelware...	3,167	4,302
Hardware	2,996	7,795
Implements and tools ...	5,479	7,563
Iron and steel manufactures	5,745	13,299
Kola nuts	23,052	17,943
Machinery	3,964	2,581
Provisions	10,855	14,253
Salt	6,149	9,551
Silk	1,643	5,379
Spirits	3,725	5,342
Tobacco	12,663	11,821
Wood and timber, rough, &c.	1,884	1,283
Woollen manufactures ...	1,698	2,518

The following figures show the imports by Government, excluding specie:—1912, via Idah, Southern Nigeria, £112,478, 1911, £168,778.

The imports of specie were as follows:—

—	1912.	1911.	—
	£	£	
Government and Commercial	5,817	31,054	By Nigerian Railway viâ Offa.
Commercial	6,319	25,350	Viâ Idah, Southern Nigeria.
Government	800	22,250	" " "
Total	12,936	78,654	

The origin and value of the imports via Idah, Southern Nigeria, are shown in the following table:—

British Empire.

	1912. £	1911. £
United Kingdom	224,045	296,024
Do. Government	111,581	190,447
Gold Coast	23,043	30,692
Do. Government	—	—
Southern Nigeria	2,571	3,259
Do. Government	80	—
Total	£361,320	£520,422

Foreign Countries.

	1912. £	1911. £
Germany	12,839	29,960
Do. Government	316	110
Holland	780	—
Do. Government	—	333
France	7	—
Do. Government	—	140
Austria-Hungary	4	—
United States of America ...	787	421
Do. Government	1,298	—
Spanish Possessions	2	—
Do. Government	3	—
Total	£16,036	£30,964

The value of imports over the inland frontiers, French and German, was as follows:—Imports (frontier posts), 1912, £65,689; 1911, £75,871.

There was an increase in the importation of kola nuts and tobacco.

The total value of imports during 1912, as shewn by the returns, is as follows:—

Commercial.	Government.	Specie.	Place.
£	£	£	
189,153	Nil	Nil	Via River Niger Frontier Stations.
257,759	112,478	7,119	Via Idah (Niger River).
215,445 (Foreign) ... 11,504 (Native) ...	—	5,817	By Nigerian Railway via Offa.
673,861	112,478	12,936	

Exports.—The value of the total exports from the Protectorate, excluding specie, during 1912 was £666,964; of this amount £666,746 was the value of exports by commercial firms.

The total value of exports as summarised in the Blue Book shows an excess of £249,471 over the figures given above. This

discrepancy is due to the fact that the value of tin passing through Lokoja was inadvertently included in the Idah returns.

The exports via the Niger, excluding specie, by commercial firms were valued at £467,165, against £394,433 during 1911.

The following table shows the principal articles exported via Idah by commercial firms and their values:—

	1912.	1911.
	£	£
Beeswax	195	323
Benniseed	1,937	2,582
Corn (maize)	838	715
Cotton Lint	6,674	945
Ground nuts	14,536	7,898
Gum (Arabic and Copal)	1,078	5,436
Gutta Percha	4,267	6,695
Ivory	689	8,202
Leather Manufactures	3,015	1,496
Live Stock	9,132	6,357
Ostrich Feathers	12,621	7,225
Palm Kernels	64,432	52,637
Palm Oil	3,229	2,189
Potash	2,732	12,951
Provisions (native)	11,662	11,297
Skins and Hides	22,482	11,505
Shea nuts	25,725	27,788
Tin Ore	380,284	189,174

The following table shows the value of articles imported and exported by commercial firms via Lagos Railway and Offa:—

	1912.	1911.
	£	£
Imports (native)	115,047	22,383
Imports (foreign)	221,261	187,904
Exports (native)	67,521	216,072
Exports (foreign)	14,702	25,999

The total value of exports during 1912 as shewn by the returns is as follows:—

	£
Tin	381,410
Specie	57,806
Other exports	285,554
Total	£724,770

The following table exhibits the value of imports and exports for the five years, 1908-12:—

	Imports.	Exports.
	£	£
1908	597,955	314,198
1909	*964,486	309,743
1910	640,422	308,711
1911	886,463	675,981
1912	799,275	724,770

* Includes a large amount of material for railway construction.

III.—LEGISLATION AND JUDICIAL.

The legislation for the year was mainly confined to amendments of existing laws.

New laws were enacted regulating the importation and sale of explosives, the employment of women in industrial undertakings, prohibiting, with certain exceptions, employment which might involve the performance of night work, and the control of Kinematograph exhibitions.

Sittings of the Supreme Court were held at Lokoja and Zungeru, and for civil business at Ilorin, but, as in former years, the great majority of cases have been tried in the Provincial Courts, which have continued under the supervision of the Chief Justice.

The increasing efficiency of the Native Courts has rendered possible the transfer to these tribunals of many cases which were formerly tried in the British Courts. The Chief Justice (Sir Edwin Speed) states:—"The Supreme Court, of course, still retains complete jurisdiction in cases in which non-natives are concerned, but it is surprising how seldom its aid is invoked, a circumstance which testifies to the confidence placed in the Provincial Courts."

IV.—CANTONMENTS.

Zungeru.

In December the troops stationed in Zungeru, with the exception of one company, were moved to Kaduna to test its suitability as a site for the new capital of Nigeria. This move considerably reduced the inconvenience caused to officers by the lack of quarters at Zungeru.

The highest temperature recorded was 107° and the lowest 55°; the mean temperature was 82·3°. In the Cantonment Magistrate's Court there were 130 criminal cases and 44 civil cases heard. English vegetables have been plentiful and were much appreciated by the European community. The health of the station has, as usual, been good.

Lokoja.

There were 63 civil and 141 criminal cases tried in the Cantonment Court during the year.

A new store for the Medical Department has been built, also a mortuary for natives and two blocks of quarters for the native clerical staff. The highest temperature recorded was 101°, and the lowest 57°; the mean temperature was 81·1°.

V.—EDUCATION.

The principal schools and the headquarters of the Education Department are established at Nassarawa, which is situated a short distance from Kano.

The following shows the classification of the schools and the number of pupils in attendance:—

Elementary Schools	126
Primary Schools	99
Secondary Schools	24
Workshops	58
Survey Class	29

The principle of providing the natives with a liberal education in a manner that will enable them to preserve, maintain, and develop their national character is being closely followed. For the present the pupils are principally composed of the sons of Chiefs and Mallams.

Towards the end of the dry season there was a slight outbreak of small-pox which necessitated the closing of the schools for a few weeks. The disease disappeared with the advent of the rains, otherwise the health of the pupils has been good. The discipline throughout the schools has maintained its excellent standard.

Elementary Schools.—There are two elementary schools at Nassarawa, one for Chiefs' sons and Mallams, and one for workshop apprentices and boys who reside in the neighbourhood of Nassarawa. The curriculum includes elementary instruction in reading, writing, elementary drawing, and geography and nature study. The teaching in these schools is entirely undertaken by natives under European supervision.

Primary School.—The pupils attending this school are composed of pupils who have passed through the elementary school. The syllabus includes the following subjects:—arithmetic, reading, writing, dictation, composition, nature study, geography, and hygiene.

Secondary School.—In this school instruction is given to the more advanced pupils from the primary school and the native teaching staff. The curriculum in this school includes instruction in English. The subject, however, is an optional one, and instruction is given only at the request of the parents.

Survey Class.—A more comprehensive course of training is now being given to Mallams in order to better qualify them to assist the Native Administration in the measurement of farm lands. The pupils receive instruction in practical field work on three days in the week.

Workshops.—The technical instruction given in the workshops includes blacksmithing, carpentry, leather-working, embroidering, and weaving. The tools generally used are such as can be purchased by the pupils at the end of the course. A large farm is attached to the school. The pupils receive elementary instruction in agriculture and in the rearing and care of cattle, sheep, and ostriches.

The first extension of the system of education practised at Nassarawa has been the establishment of an elementary school at Sokoto. The teaching staff consists of two Mallams and the pupils are drawn from the sons of Chiefs and officials of the Native Administration.

An elementary school has been established also at Katsina. The school is under the supervision of the Resident and in charge of two Mallams trained at Nassarawa.

The system of education introduced by the Government is designed to extend and develop the existing system of native schools. It is estimated that there are at this date more than 13,000 such schools in the Protectorate, with an approximate attendance of 110,000 pupils. In the past the syllabi of these schools have been restricted to the teaching of reading and writing in the Arabic character, and the study of the Koran.

The Church Missionary Society, the Soudan Interior Mission, the Soudan United Mission, and the Roman Catholic Missions continue to obtain encouraging results from their educational efforts in the southern pagan belt. Considerable progress has attended their efforts in the neighbourhood of Pategi, in the Ilorin Province, amongst the Sura pagans on the Bauchi plateau, and at Lokoja, where there is a numerous alien population.

In addition to the educational establishments mentioned, 69 apprentices are being trained in the workshops of the Marine, Public Works Departments, and in the printing branch of the Chief Secretary's Office. A school for telegraph learners is attached to the Telegraph Department, and many of the operators employed by the Government have qualified in that school.

VI.—HOSPITALS.

Zungeru.

The number of Europeans admitted to hospital during 1912 was 94, and there was one death, as compared with 54 admissions and one death in 1911. The increase in the number of admissions is almost entirely due to increased railway facilities, as now serious cases from Ilorin, Minna, Zaria and Kano can be brought in and treated under the better conditions provided by a well-equipped hospital and a trained nursing staff.

To the native hospital at Zungeru 1,061 cases were admitted, and there were 24 deaths, as compared with 811 admissions and 16 deaths in 1911. The increases are due to the causes mentioned above.

Lokoja.

The number of Europeans admitted into hospital during 1912 was 101, and there was one death, as compared with 108 admissions and two deaths during 1911. The decrease is due to a decrease in the number of Europeans who are now required to pass through Lokoja on their way to and from their stations.

To the native hospital at Lokoja there were 560 admissions and 30 deaths. The figures compare favourably with 883 admissions and 46 deaths recorded in 1911.

Baro.

The European hospital originally instituted for the reception of patients employed in connection with the railway construction was

closed in August. Up to that date there had been 24 admissions but no deaths. In 1911 there were 74 admissions and one death.

European nursing sisters were in attendance at Zungeru and Lokoja Hospitals and at the temporary hospital at Baro.

Out-Patients.—The total number of out-patients treated during the year, compiled from returns received from outstations, were: Europeans 967 with 11 deaths, natives 20,381 with 205 deaths. The figures for the year 1911 were, respectively, Europeans 686 and three, natives 21,940 and 199.

VII.—MINES.

The statistics with regard to mining demonstrate that considerable development has taken place during the year.

The output of tin increased to 2885·79 tons, as compared with 1470·5 tons in 1911 and 774·1 tons in 1910. Further prospecting in the Ilorin Province has proved the existence of extensive alluvial areas.

During the year gold was discovered in the Niger Province. Very little is yet known as to the value, though indications of the metal are found in streams over a wide area.

The following table furnishes the particulars relating to rights, licences and leases for the last three years:—

—	1910.	1911.	1912.
Number of Prospecting Rights issued ...	120	86	175
Number of Exclusive Prospecting Licences	46	230	319
Area (in square miles) over which Exclusive Prospecting Licences were granted or renewed.	373	893	1,514
Number of Mining Leases granted... ...	14	95	141
Total area covered by Mining Leases (in acres).	12,000	34,818	45,346

The above figures include 18 streaming leases over 13,800 yards of stream; the areas covered by such leases are not included in the table above.

The output of tin since 1903 has been as follows:—

	Tons	cwts.	lbs.
1903	—	—	59
1904	1	8	10
1905	—	8	27
1906	11	2	101
1907	174	17	109
1908	513	19	100
1909	252	11	28
1910	774	1	47
1911	1,470	10	4
1912	2,885	15	107

During the year under review seven exclusive licences to prospect for gold were granted. The total area covered by these licences amounted to 27·4 square miles.

The Government Inspector of Mines estimates that the total number of native labourers employed on the field is probably about 15,000. This number cannot be regarded as adequate for the needs of the industry, but the labour available is yearly increasing, and the natives are being attracted by the prospects of permanent employment.

A considerable amount of survey work over the mining area has been carried out, and further work is proceeding.

To enable a reliable and complete survey of the mines field to be made, it was decided, in November, 1912, to close the area of the mines field between east longitude 8° to 9° 45′ and north latitude 9° to 11° 15′. This area is now being surveyed by a staff of Royal Engineers, and the resultant map, it is hoped, will be ready for publication not later than March or April next.

VIII.—AGRICULTURE.

During the year under review the Agricultural Department has been re-organised and the staff increased. Formerly the small staff was principally employed in supervising the experimental plantations at Lokoja and touring the Provinces for the purpose of instructing the native communities, through the political officers and the Native Administrations, regarding improved methods of cultivating and collecting crops.

In 1912, the headquarters of the department was transferred from Lokoja to Bida, the principal town in the Niger Province and the centre of a large and important agricultural district. Stations under the control and supervision of the Agricultural Department were established also in the neighbourhood of the large towns of Ilorin and Zaria. In addition a Superintendent of Agriculture was attached to the staff of the Nassarawa Schools.

Until quite recently the vegetable exports almost entirely consisted of sylvan products. The cultivation of cotton for export is rapidly increasing; in 1911, 230 bales were exported; in 1912 the quantity was increased to 2,643 bales.

During the year a large export trade in ground nuts was developed at Kano, and large areas are being devoted to the cultivation of that product in the districts round the town named. The soil is light and sandy and admirably adapted for the cultivation of ground nuts. In the immediate future ground nuts and cotton are likely to figure prominently among the exports of the country.

Guinea corn (sorghum) is grown throughout the country, though in the north the smaller millets form the principal food. Maize is extensively grown in the south and the more relatively humid districts in the valleys of the large rivers; some wheat is grown in the north-west, and rice in many of the low-lying areas.

IX.—POLICE.

The authorised establishment was identical with that of the preceding year, viz., 20 officers and 830 non-commissioned officers and men.

The force was distributed through nine provinces and along the line of the railway in the Zaria Province.

The principal duties undertaken by the police were the prevention, investigation, and detection of crime, the arrest and prosecution of offenders, escort duty, gaol and treasury guards, serving summonses, executing warrants, the suppression of slavery, and illicit liquor traffic.

In such provinces as they are employed the discipline and conduct of the uniformed police have been favourably reported upon by the Residents responsible for their control.

For some years the police work in the Mohammedan States of Bornu, Kano, and Sokoto has been entirely undertaken by "dogarai," *i.e.*, native police employed by the Native Administrations. This system, designed to support the authority of the Native Administration and enforce the orders of the Native Courts, has been eminently successful and is yearly being extended. Dogarai are now largely employed throughout the Moslem Emirates, and their services are being utilised with good results for the maintenance of law and order in the native towns at Lokoja and Zungeru.

X.—PRISONS.

The number of prisoners admitted to the central and provincial gaols during the year was 1,733, as compared with 1,911 during the preceding year, and 2,328 during 1910.

1,316 prisoners were admitted to the various provincial gaols during the year, the number admitted during 1911 being 1,568.

The following is a comparative statement of the daily average number of prisoners in the central and provincial gaols during the last three years.

—	1910.	1911.	1912.
Zungeru Gaol...	297	266	227
Lokoja Gaol	164	134	144
Provincial Prisons	400	494	468
Total	861	894	839

As in previous years, prisoners have been principally employed in road-making and maintenance, clearing the ground of bush and high grass in the neighbourhood of provincial stations, conservancy work and the transport of material for local public works. Considerable quantities of food-stuffs are cultivated on the prison

farms. These farms provide a healthy form of convict labour, reduce the cost of the prisoners' maintenance, and furnish supplies of fresh vegetables for Europeans. Orchards have been planted at Zungeru and Lokoja in conjunction with these farms and some of the trees have now attained to the fruit-bearing stage. These orchards constitute valuable nurseries, from which young fruit trees are being distributed. Sisal hemp is being successfully cultivated at Zungeru, and the Sheriff reports that the soil and climate appear to be suitable for the cultivation of this product. At Lokoja experimental plots of cocoa and kola have been planted, but the Sheriff reports that he does not consider the climate is sufficiently humid to admit of the successful cultivation of these products without irrigation.

The discipline both in the central and provincial gaols has been very good. At Zungeru, the largest of the central gaols, there has not been one serious offence against discipline, and no lashes have been administered.

It is pleasant to record that the health of the prisoners, as evidenced by the number of cases of sickness and mortality, shows a great improvement throughout the Protectorate.

In conjunction with the Native Judiciary and police, prisons are maintained by the Native Administrations. These prisons are supervised by the Residents; the convict labour is utilised for public works controlled by the Native Administrations, such as sanitation, conservancy, drainage, road-making and building. The health and discipline in these prisons are reported as being excellent.

XI.—CRIMINAL STATISTICS.

The number of persons apprehended or summoned before all the courts (exclusive of the native courts) was 2,453, of whom 2,172 were convicted and 281 discharged.

In the previous year there were 2,996 cases, with 2,608 convictions.

The total number of offences against the person was 250, and there were 519 cases of offences against property.

Slavery Convictions for last Five Years.

1908.	1909.	1910.	1911.	1912.
194	137	134	66	64

By far the commonest class of crime, especially in the provinces where there is a large European population, is offences against property. It is remarkable that a very small percentage of these were accompanied with violence. The next most prevalent class of crime is comprised under the head of offences against the person—amounting numerically to less than half the number of offences against property.

The above figures, however, do not give an accurate idea of the crime in the Protectorate, as many cases which formerly would have been tried in the provincial courts are now sent to be dealt with by native judges.

XII.—VITAL STATISTICS.

The average number of Europeans resident in the Protectorate, comprising officials and non-officials, was 683 males and 20 females, or a total of 703. The population may be divided as follows:—

Officials		325
Non-officials:—		
Trading companies	93	
Mining ,, ...	250	
Missionaries	35	
	—	378
		703

The figures are interesting, as for the first year in the history of the Protectorate the official is outnumbered by the unofficial resident population. The officials of the Lagos (now Nigerian) Railway stationed in Northern Nigeria are not included in the above statistics, but will be included in future Reports. During 1911 the average European population was 641.

The native population is estimated at 9,269,000, being approximately 4,033,743 males and 5,235,257 females. These are the figures given in the Reports for the two preceding years, and are approximately correct. It must be understood that they are the result of an estimate and not of a census, but the assessments for taxation show that the estimate is a conservative one.

There were 22 deaths amongst the European population, including 6 officials and 16 non-officials; 3 of these might be described as accidental, whilst locality and climate were predisposing factors in at least 12 cases; the death-rate was 31·29, as compared with 20·28 in the preceding year.

The number of European officials invalided during the year was 25, as compared with 40 during 1911, or an invaliding rate of 76·9 per 1,000, as compared with 108·4 per 1,000 in 1911.

The following table furnishes statistics relating to deaths and invaliding for the last ten years:—

Europeans.

—	1903.	1904.	1905.	1906.	1907.	1908.	1909.	1910.	1911.	1912.	Decennial Average.
Average Population.	309	322	342	347	424	499	544	637	641	703	476·80
Number of deaths	18	13	10	17	7	10	13	13	13	22	13·60
Death rate per 1,000.	58·25	40·37	20·28	48·00	16·50	20·04	28·80	20·41	20·28	31·29	29·81
Number of Invalids.	43	67	40	55	50	48	67	48	40	50	50·80
Invaliding rate per 1,000.	139·15	208·15	148·27	158·50	117·92	96·19	123·16	75·35	108·40	71·12	124·12

Malaria continues to be the most prevalent cause of ill-health. The total number of European patients admitted into the hospitals at Zungeru, Lokoja, and Baro was 219, and of that number 80 were certified as suffering from malaria; the only other complaint that affected more than ten patients was gastritis, which accounted for 13.

Amongst out-patients malaria was responsible for 225 cases of sickness out of a total number of 958 out-patients treated. These figures show an increase of 101 cases of malaria. The increase was principally amongst employees of trading and mining companies, many of whom during the year were compelled to live under unfavourable conditions with regard to both sites and living accommodation.

It has been pointed out by the medical and sanitary authorities that the steadily increasing mining and commercial activities of the country have been responsible for the introduction of an ever-increasing number of Europeans who have never previously served in the tropics; while the number of natives who now invoke the aid of the Medical Department is yearly growing.

It follows from the foregoing that it is quite possible that for some years to come malarial fever may increase statistically while in point of fact it may be really decreasing.

The numbers quoted represent the cases treated, and not the number of persons who suffered from malaria.

During the year there were four cases of blackwater fever amongst Europeans. The following table provides a comparison for ten years of the incidence and case mortality of this disease:—

Blackwater Fever.

—	1903.	1904.	1905.	1906.	1907.	1908.	1909.	1910.	1911.	1912.	Decennial Average.
Number of cases ...	17	35	18	25	12	14	13	9	12	14	16·90
Rate per 1,000 of average European population.	54·00	108·69	52·68	72·04	28·32	22·05	23·89	14·18	18·72	19·90	41·44
Number of deaths ...	8	6	4	5	0	4	3	2	6	4	4
Case mortality per cent.	47·05	17·14	22·20	20·00	—	28·57	23·07	22·20	50·00	28·57	25·88

XIII.—SANITATION.

The time of the two European officers of the Department has been occupied principally in advising the Executive on all matters affecting hygiene and sanitation, and in visiting the provinces and reporting on the sites of Government stations, or advising where future sites should be and particular spots on which residential quarters should be erected.

A small laboratory has been equipped at the headquarters of the Department, and in future it will be possible to undertake locally a certain amount of analytical and research work.

With the active co-operation of the political officers the sanitary officers are endeavouring to impress on native chiefs the need for,

and benefits that will accrue from, the proper sanitation of their towns. In the more enlightened northern provinces possessing effective native administrations much progress is being made, but it will be difficult to induce the natives of the southern, pagan belts to make improvements until effective native administrations have been created in those districts.

The disposal of sewage and refuse are matters in which the native generally is not concerned, but in many of the native towns of the north, notably Kano, where intensive cultivation is practised, the demand for manure tends to the removal of insanitary refuse, and the cultivators in those districts understand the manurial value of combustible rubbish burned on the ground.

The water supply is principally derived from springs, streams, wells and marshes. Excepting in the case of well-built European dwellings, the houses have thatched roofs, so that any large collection of rain water is not possible. At most of the stations Europeans are daily supplied with condensed water for drinking and cooking purposes. All the water supplied to prisons and native hospitals is boiled.

Everything possible is being done to induce the natives to safeguard their wells by the construction of parapets to keep out the surface drainage, and, by selecting sites for the sinking of wells away from the neighbourhood of salgas (native latrines), to guard against contamination.

There is no system of pipe or other form of underground drainage, and surface drainage is effected by the natural fall of the ground towards streams; but over the greater part of the country percolation is free, and, as a rule, fairly rapid.

A considerable amount of labour is expended on clearing operations at the various stations during the months of July, August, September, and October, the vegetation then being exuberant. Bush is cleared from the inhabited parts of stations, and the clearing is made more extensive in regions where tsetse flies prevail. At the native towns the practice of keeping undergrowth away by surrounding the town with short crops, such as ground-nuts, sweet potatoes, and beans, is steadily spreading.

Elementary hygiene is being taught at the Government schools at Nassarawa, and one of the medical officers at Kano is now attached to the schools and Kano City, his duties being tutorial as well as medical.

XIV.—VACCINATION.

During the year 47 cases of small-pox were treated, 3 Europeans and 44 natives; 2 European and 11 native cases ended fatally. It is known that one of the Europeans who died had not been vaccinated since infancy. As stated in previous reports, this disease is endemic amongst the native community, and appears as an epidemic in various places during the year, assuming a virulent form during the dry season. It is encouraging to note that the prejudice amongst the natives against vaccination is disappearing. During the year 1911 the number of vaccinations

performed was 5,494, showing a percentage of 70·60 successes; whilst in 1912 the number of vaccinations amounted to 10,112, 85 per cent. of which were successful. Quite a large proportion of these successes was obtained in the hot, dry, northern districts, and is, in a large measure attributed to the introduction of powdered lymph, which retains its active properties under conditions that rapidly render inert ordinary lymph.

XV.—METEOROLOGY.

The highest shade temperature recorded during the year was 115° F. That temperature was recorded at Geidam in the month of April, and at Kontagora and Katagum in the month of May. Geidam and Katagum are situated in the north-east, and Kontagora in the north-west, of the Protectorate. The lowest shade temperature, 41° F., was recorded at Kano in December. For the last four years observations taken at Baro on the Niger have recorded the highest annual mean temperature:—

1909.	1910.	1911.	1912.
F. 84°	F. 84°·2	F. 83°·8	F. 85°·3

The lowest mean temperature was recorded at Naraguta, on the Bauchi plateau, 74°·1 F.

The greatest diurnal range of temperature, 71° F., was recorded at Geidam on the 20th of August.

During the year under review the rainfall was abnormally low, the greatest total rainfall being recorded at Ankpa in the Bassa Province, viz., 47·8 inches only; the lowest, 12·59 inches, was recorded at Geidam in the Bornu Province. The greatest fall in one day, 4·62 inches, occurred at Ankpa on the 20th of August.

The statistics which appear in the appended table show the results of observations for ten years taken at Lokoja and Zungeru, and five years at the other stations mentioned. Kano and Sokoto are situated in the north, Yola in the north-east, Ilorin in the south, Lokoja on the Niger at its point of confluence with the Benue, and Zungeru, the administrative headquarters, is centrally situated.

The mean average rainfall obtained from the records collected at the stations mentioned furnished a crude approximate general average for the Protectorate of 50·21 inches per annum.

Station.	Average Annual.	Highest Annual.	Year Recorded.	Lowest Annual.	Year Recorded.
	Inches.	Inches.		Inches.	
Zungeru	45·67	60·39	1906	29·93	1912
Lokoja	48·32	65·14	1909	36·68	1907
Kano	36·70	49·03	1909	26·81	1910
Sokoto	24·22	29·72	1909	19·16	1912
Yola	43·51	53·48	1908	38·67	1910
Ilorin	52·64	65·18	1909	38·85	1912

XVI.—POSTAL AND TELEGRAPHS.

At the date of their institution the postal and telegraph services were almost entirely employed for official purposes. During recent years the services performed for the general public have increased at a rate commensurate with the development of the economic resources of the Protectorate The deficit between expenditure and revenue of the postal and telegraph services is therefore annually being reduced. The total revenue actually collected during the year amounted to £10,536, and the value of the work performed free for the Administration is estimated at £11,870.

For the first time it can be recorded that the number of postal packages dealt with during the year exceeded one million, an increase of 39·8 per cent. over the number for the preceding year.

The mail services have been improved. Formerly all mails received from or despatched to the United Kingdom or the Coast Colonies were sorted and bagged at Zungeru or Lokoja, but during the year under review direct mails have been instituted between the United Kingdom and the Coast Colonies on the one hand, and Zungeru, Minna, Lokoja, Zaria, Kano, Jemaa, Ilorin, and Naraguta on the other. Mails are now received at Zungeru and Kano within 18 and 20 days, respectively, of the date of their despatch from Liverpool. Before acceleration had been made possible by the extension of the railway system these mails took 28 and 49 days, respectively, to arrive at their destination.

Postal Statistics.

Head.	1911.	1912.	Increase.	Decrease.
Letters Inland, Official	55,172	57,212	2,040	—
" " Private	64,376	83,200	18,824	—
" Registered Official	8,008	8,332	324	—
" " Private	6,448	7,722	1,274	—
" Foreign and Colonial, Official	12,194	22,256	10,062	—
" " " " Private	338,492	494,000	155,508	—
" Registered Foreign and Colonial, Official.	2,132	1,976	—	156
" Registered Foreign and Colonial, Private.	35,724	39,598	3,874	—
Postcards	15,972	—	—	112
" Inland	—	988	—	—
" Foreign and Colonial ...	—	14,872	—	—
Newspapers and Bookpackets, Inland	14,092	—	—	368
" " " Official	—	7,098	—	—
" " " Private	—	6,626	—	—
" " " Foreign and Colonial.	138,606	—	90,173	—
" " " Official	—	5,408	—	—
" " " Private	—	223,371	—	—
Parcels Inland, Official	3,016	3,900	884	—
" " Private	5,980	6,028	48	—
" Foreign and Colonial ...	19,576	23,125	3,549	—
Totals	719,788	1,005,712	286,560	636

Revenue.

Heads of Revenue.	1911.	1912.	Increase.
	£	£	£
Sale of Stamps	9,000*	4,493	—
Telegraph Receipts	1,600	2,179	579
Commission on Money Orders and Postal Orders.	575	386 433	244
Postage on Parcels, Protectorate share	640	687	47
Miscellaneous...	330	372	42
Customs on Parcels	1,500	1,845	345
Totals	13,645	10,395	1,257

* This amount was overstated and adjusted subsequently. No exact comparison with the 1912 figure is therefore possible.

Value of Services Performed Free for Administration.

		£	£
79,468	official letters @ 2*d*.	662	
12,506	,, book packets @ 4*d*.	208	
10,308	,, registered packets @ 4*d* ...	172	
3,900	,, parcels @ 1*s*. 3*d*.	244	
107,787	,, telegrams @ 1*s*. 6*d*. ...	8,084	
			9,370
Maintenance of railway telegraph lines, &c.			2,500
	Total		£11,870

Expenditure.

Head of Expenditure.	1911.	1912.	Increase.	Decrease.
	£	£	£	£
Personal Emoluments ... ... Stores, Postage Stamps ... Mail Service Inland, &c. ...	15,200	16,782	1,582	—
External Mail Service	633	370	—	263
Other Countries' Share of Postage	633	366	—	267
Total	16,466	17,518	1,582	530

Net increase £1,052.

NOTE.—In 1911 the payments to the Southern Nigeria Railways for services rendered were made from the Mail Service External Vote: in 1912 from the Mail Service Inland.

It will be seen that the increases are principally due to work undertaken for the general public. The decreases are insignificant and do not call for comment. It is pleasant to record that, notwithstanding the enormous increase in the amount of postal matter dealt with, the number of packages received through the Returned Letter Office was less than in previous years. Two

causes contribute to this highly satisfactory result: (*a*) the acceleration of the mail service; (*b*) the decentralisation of mails received and despatched.

The number of money orders issued shows a decrease. This is attributed to the increasing popularity of the postal order system for the transmission of small sums. The value, however, of the money orders issued shows a substantial increase of the value of orders issued during 1911. The following table illustrates the remarkable increase of the last two years:—

—	1910.	1911.	1912.
Number of Money Orders issued ...	1,925	2,676	2,378
	£	£	£
Value of do.	17,412	23,127	42,675

i.e., an increase of £19,548 on the value of orders issued during 1911.

The value of money orders received shows a still larger proportionate increase. The value in 1912 was £17,507, as compared with £4,597 in 1911, an increase of more than 280 per cent. on the figures of the preceding year.

The postal order business also showed a large increase: the total value of postal orders issued and received during 1912 was £38,652, as compared with £29,915 in 1911.

The number of telegrams dealt with during the year was 159,100, as compared with 151,810 during the year 1911. The number of private telegrams increased by 14,733, while the number of official telegrams was reduced by 7,443. The reduction in the number of official telegrams is due to the acceleration of the mail services as much matter formerly transmitted by telegraph is now more satisfactorily dealt with in ordinary mail correspondence.

A considerable loss is annually sustained on the working of the telegraph system, but there is an increase in the private traffic each year, and the rate of progress is being maintained.

Tentative experiments have been made with a view to the introduction of duplex double-current working on the busier circuits. Instruments have been installed for working between Zaria and Zungeru, and the results up to date have been very successful.

XVII.—MILITARY.

The high standard of excellence of training, drill and discipline of the Northern Nigeria Regiment has been well maintained throughout the year. The interior economy has been satisfactory. Small arms are reported as being in good serviceable condition. Some of the older maxims are being replaced by a lighter and improved type. The 2·95-inch guns were tested, gutta-percha impressions of the bores were taken and sent to England for examination. No report regarding their condition has yet been received.

There were four cases of flogging, one awarded by a civil authority and the others for offences on the line of march. There has been a slight increase in the number of courts martial. This increase was principally due to the trial of deserters. The number of convictions in civil courts shows a reduction of nearly 50 per cent. on the figures for the previous year. There has been a marked decrease in the number of severe punishments as compared with 1911. There has been a decrease of 30 per cent. in the number of desertions on the figures for 1911.

The musketry of the regiment shows improvement in every unit, a most satisfactory feature being the uniform level of the figure of merit. The target practice with maxim guns was reported as having achieved very good results. The Commandant states that throughout his inspection he did not see a single case of gun-jamming

Writing on the subject of training, the Commandant states: "In combined field days and field firing at Kano, Kaduna, and Lokoja the men were well led; the native non-commissioned officers in many cases are particularly good in leading their sections, showing initiative, presence of mind, and self-reliance. A marked improvement has been shown in recent years in the training of non-commissioned officers. The men worked steadily and well in extended and close formations.

"Fire was well controlled and directed. Fire discipline was very good, and the results showed that musketry training is receiving careful attention.

"Signalling by heliograph, lamp, and flag is good at the headquarter stations; some helio messages at Kano and Kaduna were particularly creditable in the accuracy and quickness with which they were sent through a transmitting station."

The strength of the Reserves shows a reduction of one on the figures for the preceding year. The fact, however, that 10 more men trained and 20 more joined than in 1911 is an encouraging feature.

During the year the headquarters staff, artillery and 1st battalion, were moved from Zungeru to Kaduna.

XVIII.—MEANS OF COMMUNICATION.

Road Transport.

Owing to increased railway facilities there was again a decrease in the amount of road transport supplied by the Transport Department for officials and stores during the year. The actual decrease was 22,517 ton miles in the work done by this Department in 1912 as compared with 1911.

The actual number of head loads carried was 51,185, as against 47,454 in 1911, being an increase of 3,731. For the second year in succession no losses of stores by hired carriers have been reported.

For the reasons stated in the 1911 report, no permanent transport animals, except riding ponies for the use of officials who do not draw horse allowance, whilst travelling on duty, were kept up

during the year. Pack animals were hired in the Kano and Bornu Provinces, 613 donkeys in the former and 311 oxen in the latter. These were only used for the transport of such convoys of stores as were not immediately required. In addition to the animals mentioned above, 127 ponies were hired in the provinces for the use of non-commissioned officers and clerks travelling on duty.

The two motor cars in the Department, a touring car and a motor lorry, were mainly used by the Governor when travelling, the mileage run by them being, touring car, 2,140, motor lorry, 1,672.

River Transport.

During the year there has been a slight diminution in the earnings of the Marine Department, but this is explained by special causes and does not indicate any reduction in the volume of local trade. The period of low river, during which some of the larger craft are unable to run, was exceptionally prolonged. Owing to the late and small rainfall the rise of the Niger, which usually occurs in June, was delayed until August. It was found necessary during the high river season to carry out extensive repairs to two of the larger craft, and the boats were so fully employed in carrying out the requirements of the Government that the transport of much profitable private cargo could not be undertaken. A large amount of private freight and almost the whole of the private passenger traffic formerly in the hands of the Marine Department is now being carried by the railway.

The lowest depth of water recorded at the Government wharf at Lokoja was 3 feet 6 inches, as compared with 3 feet in 1911; the maximum rise was 27 feet 6 inches, as compared with 30 feet in the preceding year. At Baro the lowest depth recorded was 2 inches, as compared with 2 feet 6 inches in 1911, and the maximum rise was 18 feet 7 inches, or a greatest height of 18 feet 9 inches, as compared with 20 feet in 1911. The rise of the Benue was poor but well maintained.

Great difficulty was experienced in maintaining the weekly mail and passenger service which is run in conjunction with the ocean steamers, and on four occasions river boats failed to make connection with the ocean service.

The low state of the river presented a few compensating advantages; it rendered clearing possible and comparatively easy, snags were removed from the channels at the important crossings, and the rocks in the Niger near Lokoja were reduced to depths of two feet below the lowest water level and buoyed and marked.

During the year two important sections of the river were surveyed, (*a*) the junction of the Benue and Niger, (*b*) the Niger between Lokoja and Baro. This survey is being published by the Admiralty.

XIX.—RAILWAYS.

Until the 3rd of October, when the railways of Northern and Southern Nigeria were amalgamated, the Government of Northern

Nigeria controlled the working of the Baro-Kano and Bauchi Light Railways, with a respective mileage of 356 and 90 miles.

Between Baro and Kano and Zaria and Rahama, the railway, though worked as open lines, was not completed at the end of the year, and capital expenditure was still being incurred on stations, buildings, ballasting and other works. In conjunction with the weekly service of ocean steamers a boat train for the conveyance of passengers and mails is run between Lagos and Northern Nigeria. This train is provided with dining and sleeping accommodation, and fitted with electric light, fans, &c. The journey from Lagos to Zaria (622 miles) is usually accomplished in a little over 38 hours, or to Rahama at the foot of the Bauchi pleateau in a little over 44 hours.

Baro-Kano Railway.

The increase in the traffic earnings of the Baro-Kano Railway is even more marked than during the preceding year, as will be observed from the subjoined comparative tabulation:—

	1911.	1912.
	£	£
Public Traffic	33,433	81,385
Government Traffic	6,562	9,037
Totals ...	£39,995	£90,422

or an increase of £50,427, or 126 per cent. on the previous figures. These figures furnish evidence of the increase in the volume of trade during the year.

The European firms established at Kano have rapidly developed a large trade in native produce, principally ground nuts, and, notwithstanding that there are frequently three and sometimes four trains each way daily, there is more freight being offered at Kano than the traffic department of the railway can cope with. In June of 1909, when railhead was 15 miles south of Minna, approximately one-third of the distance between Baro and Kano, it was considered that one train a week each way would satisfy all requirements.

To encourage the natives to use this means of transport the third-class fares are fixed at a farthing a mile. A native can travel from Baro to Kano, a distance of 356 miles (which approximates to the distance between London and Edinburgh) for seven shillings and fourpence, and that charge includes a luggage allowance of 56 lbs for each passenger. In the course of the year the Baro-Kano Railway carried 84,819 passengers, classified as follows:—

First-Class	1,672
Second-Class	421
Third-Class	82,726

The receipts for passengers and luggage amounted to £18,900.

In addition to general ballasting and other improvements of the way, the principal works undertaken during the year were:—

Baro.—A forty-ton weighbridge was erected, 6,106 tons of material were off-loaded from branch and river steamers consisting mostly of coal, general stores, cement, &c.

Minna.—A combined Postal and Traffic Superintendent's office was erected. All tracks in connection with the goods yard were completed, also the erection of a goods shed, platform walls and weighbridge. Signals controlled by an inter-locking frame on the station platform were put into working order. The existing dam was raised three feet. The building of additional quarters for members of the railway staff was commenced.

Zaria.—The station building and native waiting room were completed. The station building is the first of its type erected in the country; the floors are of reinforced concrete and impervious to white ants. A condenser and aerated water factory were erected. A turntable, a two-roomed bungalow, and drivers' running rooms for two men were completed.

Kano.—A goods shed and platform, engine-running shed and pits, a 12,000-gallon tank and connections, and all track complementary to the goods shed and locomotive yard were completed. The main siding to the merchants' plots and a short dead-end for the Niger Company were built, and the track laid and lifted.

Bauchi Light Railway.

The portion of the line connecting Zaria and Rahama was finally opened for public traffic early in March, but, as most of the earthwork from mile 50 onward had been constructed since the rains of 1911, it was only with the greatest difficulty that the line was kept open during the wet season of 1912. During the year 22,382 passengers travelled over this line, classified as follows:—

First-Class	706
Second-Class	75
Third-Class	21,601

The total earnings for the year amounted to £17,734.

The principal works undertaken during the year were the construction of the bridge over the Rahama River, and the further extension of the line. The bridge will consist of two sixty, two forty, and two twenty-feet spans on concrete piers and trestle abutments. At the end of the year all foundations were completed and the steelwork was on the site. The extension of 15 miles to Jengre was commenced in October, and by the end of the year 15 miles of earthworks had been completed.

XX.—PUBLIC WORKS.

The provision for expenditure on works during the year ending 31st December, 1912, was as follows:—£12,455 for repairs and maintenance of buildings already erected, and £23,525 for the construction of new works; a total sum of £35,980.

CANTONMENTS.

The only new building erected at Zungeru was a parcels office near the railway station. Extensive alterations were made to one bungalow, and minor alterations to others. The medical store and post office accommodation were extended during the year. The bridges and culverts in the locality have been inspected and repaired, and the damage caused to the Dago Dams by the rainy season floods has been made good. The condenser and electric light plants have been run without interruption. The ice plant, on the whole, has been satisfactory, although it had to be closed down for five weeks in the autumn owing to the non-arrival of certain spare parts from England.

A considerable amount of new work was undertaken at Lokoja during the year. A water-supply of about 15,000 gallons per diem was obtained from a large spring on the hillside. The water is being conveyed in two-inch pipes to storage tanks. A new gaol hospital, a dispensary, and an observation cell have been completed. A new medical store with a floor area of over 2,000 square feet fitted with shelves and packing tables is approaching completion. A new row of stalls was erected in the native market, and the stalls previously built were considerably improved. Two additional blocks of clerks' quarters were built, and the building of quarters of a permanent nature to accommodate sixteen artisans is well advanced. Extensive repairs were carried out at the Court House, Post Office, Treasury, and officers' mess. All Government bungalows have been maintained in a good state of repair during the year. As in previous years much trouble was caused by bats, which infest the roofs of practically all bungalows in Lokoja and Zungeru.

A Native Court House was built by the Public Works Department. The cost of its erection was defrayed from native municipal funds.

WORKS AT OUTSTATIONS.

The principal works at outstations were as follows:—

Ankpa.—Four single-roomed bungalows, a two-roomed office, and a small magazine for the storage of military ammunition.

Birnin-Kebbi.—An additional single-roomed bungalow erected, and existing buildings put into a good state of repair.

Burutu.—A foreman of works was stationed here for two months and carried out much needed repairs to bungalows and outbuildings.

Geidam.—Three single-roomed bungalows and a store are in course of erection at the station.

Gujba.—A single-roomed bungalow, a postal and telegraph office and a station store are being erected.

Jemaa.—A Residency and postal and telegraph office are being built.

Kabba.—A gaol is being built, and one bungalow altered so that it may be used as an office for the Resident.

Kaduna.—The only work of a permanent nature undertaken has been the erection of two sheds, the materials for which were prepared in the Zungeru workshops.

Kano.—The erection of the Residency, rest house, post office, and a grain store was sanctioned. The post office and rest house are now approaching completion, while the materials for the Residency and granary have been despatched to Kano. Extensive alterations and repairs to existing buildings which had suffered from the ravages of white ants have been effected. It has been found impossible to prevent these pests from penetrating through the mortar lines of the brick work in the case of houses built with mud mortar, and in all new works cement mortar is being used.

Maiduguri.—A single-roomed bungalow completed and all existing houses repaired.

Naraguta.—Work started on postal and telegraph office, mines office, and provincial strong room.

Sokoto.—Strong room built, and houses in the station repaired.

Zaria.—Erection of rest house, granary and post office commenced.

Roads, &c.

No new roads were constructed by the Department. The motor road from Rahama to Naraguta has been repaired, and the gradients at all the drifts considerably eased. This road is quite suitable for light motor traffic during the dry season, and is the trunk road to the tin mining districts from the terminus of the Bauchi Light Railway. Grants in aid of construction and maintenance of roads were made to the Provinces.

New or additional condensers were erected at Yola, Kano, and Wamba during the year and in conjunction with the Nigerian Railway a large condenser had been provided at Zaria.

Improved mosquito houses have been sent to many outstations in the construction of which the use of steel wire has been discontinued and brass gauze substituted.

XXI.—PROVINCIAL ADMINISTRATION.

The progress of the Native Administration on the lines detailed in the report for 1910 continues unabated. Even in provinces where tribes are numerous, often intermingled and without cohesion, as in Kabba, districts have been welded together and a fairly efficient administration established.

Murders and other crimes, particularly in those districts where the Native Administration was weak or non-existent, accounted for the various small patrols during the year. There were three such in Nassarawa, two each in Bassa, Yola, and Kontagora, and one each in Niger, Muri, Bornu, and Zaria. In Kabba, for the first time, there was none. The brutal murder of Mr. Campbell, a miner, accounted for one of the Nassarawa patrols.

A durbar was held in Kano at the beginning of January, at which Emirs and Chiefs and their followers from all parts of the Protectorate attended. No crime or friction of any sort resulted from the assemblage of this enormous crowd of once antagonistic

rulers and their followers, who, to quote the Emir of Kano, "had never previously enjoyed any shelter in common, save the shade of night." Residents are unanimous in noting the good effects of this visit upon their chiefs—especially those of pagan districts.

Native Courts.

The number of cases tried by these Courts continues to increase. This is due to the increasing confidence of residents in the good work done by the native judges, in the case of old established Courts, and especially to the greater insistence on an accurate return of all cases; but also to the establishment of new Courts, and the reference to the latter of disputes formerly dealt with inadequately by the village elders or settled, sometimes with violence, by the disputants themselves. For some years to come, therefore, the increase of Native Court cases will be a test of the efficiency of the Courts and not a criterion of the increase of crime.

The establishment of Courts in purely pagan districts is a matter of greater difficulty than it is in pagan districts administered by Mohammedans, for obedience is more readily rendered to an alien conqueror with the prestige of the Fulani, than to a judicial council composed of pagan chiefs of different though allied tribes. But great progress is discernible.

Medical.

The efforts of Medical Officers and residents to combat smallpox amongst the natives by vaccination continue to be successful; tactful handling yearly induces a larger number to offer themselves for inoculation. The infant mortality from smallpox and fever is enormous, and though the native is slow to take any precaution for himself he is easily approached when the danger to his children is made manifest to him. Only ocular demonstrations, however, will induce him to believe that "water grubs," as he knows them, become mosquitoes, and, as ocular demonstration of the further connection between mosquitoes and fever cannot yet be given, progress in combating fever must be slow.

Sleeping sickness is well known in the valley of the Niger and in the southern provinces generally, and its existence is also reported in the Central Province. The native "cure" is the application of raw rubber to an incision in the neck which exposes the gland; rubber and gland together are torn off when the rubber has coagulated.

Several provinces have established segregation villages for lepers, and in Yola the results are reported to be satisfactory, but the Resident of Bornu states that segregation there is extremely unpopular, and this may probably be taken as the general attitude.

Native Treasuries.

Much excellent work has been accomplished in the more backward Provinces and districts in organising the Native Treasuries and introducing greater efficiency in accounting. Every possible gradation exists between an efficient Treasury such as that at Kano,

where accounting was understood before the present Native Treasuries were inaugurated, and those in Kabba and Bassa where it has been found difficult to find mallams sufficiently literate to keep even the simplest accounts. The difficulties are being overcome gradually.

The inauguration of these Native Treasuries has helped to reconstitute native authority, which was in danger of waning through the impoverishment of chiefs, caused by the abolition of the old sources of wealth, raiding and slave-dealing, and they have made extortion by subordinates inexcusable now that an adequate and regular salary is paid for work done.

The financial year now ends on December 31st; therefore, the actual receipts and expenditure for 1912 only cover the nine months from April 1st to December 31st. They are compared with the Estimates for 1911-12, and 1912-13 (old full year), because the actual figures for 1911-12 are not available.

—	Estimate 1911–12.	Estimate 1912–13.	Actual 1912 (9 months).
1. Balance on deposit for investment (1st April).	—	22,400	26,700
2. Balance cash	16,815	40,472	73,448
3. Revenue	170,752	213,912	232,910
4. Expenditure	173,762	194,017	132,762

It will be observed that the actual cash and deposit balances and the revenue for nine months exceed what was estimated for twelve months by £56,274, while the actual expenditure bears the proper ratio to the estimate. Of this expenditure more than £23,000 has been spent on development, education, &c., whilst the remainder furnished the salaries of the Native Administrative, Judicial, Treasury, and Police officials. The tables appended explain themselves.

Missions.

Missions are chiefly confined to the non-Mohammedan Provinces.

The medical attendance they give free to the natives is everywhere much appreciated and affords a simple means of getting into touch with shy and backward tribes.

The following is a tabular statement of missions:—

Name of Mission.	Number of Stations.	Number of out-stations.	Europeans.		Non-Native.	Natives.
			M.	F.		
Church Missionary Society ...	11	9	11	3	4	21
Sudan Interior	7	—	9	15	—	—
Sudan United	8	—	13	6	—	—
Roman Catholic	8	7	9	0	—	6
Mennonite	3	—	6	0	—	1
Total	37	16	48	24	4	28

There are schools at each of the stations.

Taxation.

Progress in the assessment has taken place in all provinces, along the lines suitable to each.

Density of population, tribal characteristics, the capacity of the local Native Administration, and the staff available, vary with every province and cause the methods of the assessment to vary accordingly, from the crudest capitation tax on an estimated population, to the taki method described in the Report for 1911, or the still more exact income basis adopted in Bornu.

Over the greater part of the Protectorate taxes are now paid in cash. The disbursements by the railways and the mines have, of course, largely helped towards this result, and when the trading companies adopt a general system of cash payments for produce instead of barter, the currency will quickly penetrate everywhere.

Economic.

Cattle diseases in Yola and Bornu have caused great loss and hindered the export trade owing to the stringent quarantine rules in the German area. The trade is a growing one, and the capital value of cattle in the Protectorate has been estimated by the Resident of the Kano Province at £4,000,000. The new subsidiary coinage is generally very popular except in Bornu. There the Maria Theresa dollar has still a large circulation, though no new issues have been detected, except of the counterfeit lead variety.

XXII.—GENERAL.

Sir Hesketh Bell, K.C.M.G., left the Protectorate in May, and in June Sir F. D. Lugard, G.C.M.G., C.B., D.S.O., was appointed as Governor and Commander-in-Chief of Northern and Southern Nigeria simultaneously, with a view to the amalgamation of the two Governments at an early date. His Excellency arrived at Lagos on the 3rd of October, and at Zungeru, the administrative headquarters of Northern Nigeria, on the 5th of October.

The amalgamation of the railways of Nigeria was decided upon prior to the Governor's departure from England and took effect from the 3rd of October, 1912, Mr. J. Eaglesome, C.M.G., being appointed Director of Railways and Works. Before the end of the year the Marine and Customs departments of Northern and Southern Nigeria had been amalgamated, Lieutenant H. A. Child, R.N., C.M.G., being appointed Director of Marine and Mr. T. F. Burrowes, Comptroller of Customs.

APPENDIX I.

IMPERIAL INSTITUTE
(South Kensington, London, S.W.).

WORK CONDUCTED AT THE IMPERIAL INSTITUTE DURING THE YEAR 1912 FOR THE PROTECTORATE OF NORTHERN NIGERIA.

Reports on the following subjects were furnished by the Imperial Institute during 1912 to the Government of Northern Nigeria as the result of

investigations conducted in the Scientific and Technical Department, supplemented when necessary by reference to commercial experts.

Cotton.—A sample of indigenous cotton from Kazaure, Kano Province, which was identified as a form of *Gossypium arboreum*, Linn., was of good useful character and was valued nominally at about the same price as "middling" American cotton. A further sample, apparently of the same variety, was valued nominally at 7½*d.* per lb., with "middling" American at 7*d.* per lb. A third sample was of similar appearance to the cotton from Kazaure, but it was not quite so long and decidedly coarser; it was, however, of useful character, and could probably be much improved by cultivation.

Fibres.—Specimens of "Binni" fibre and thread were found to be similar in every respect to samples previously examined at the Imperial Institute, which were valued in 1911 at £13 to £14 per ton, with "fair current" Manila hemp at £20 5*s.* per ton. The fruiting stems of the "Yawa" plant were found to contain a strong bast fibre which might possibly serve as a substitute for hemp. Botanical specimens of both "Binni" and "Yawa" plants were submitted to Kew, where it was found that they were botanically identical, both being *Vigna sinensis*, Endl.

A sample of "Cheyi" fibre (*Polygala butyracea*) from the Muri Province was very strong and clean, and was stated by commercial experts to be equal in value to fine Bombay hemp, the normal value of which is about £17 to £18 per ton, though at the date of the valuation (April, 1912) the price was as high as £26 to £27 per ton.

Oilseeds.—A sample of "Cheyi" seed (*Polygala butyracea*) yielded 37·9 per cent. of a soft yellowish fat. Makers of edible fats stated that the fat would be suitable for their purposes if the seed were proved to contain no poisonous constituents, and valued the seed at about half the price of copra, the current value of which in the United Kingdom was £25 to £28 per ton (November, 1912). A firm of oilseed crushers also reported very favourably on the seed and expressed a desire to purchase a trial consignment at £12 per ton.

Gums.—Specimens of the gum-bearing trees "Chiriri," "Tawasa," and "Doka" were identified at Kew as *Combretum* sp., *Entada sudanica*, and *Isoberlinia Doka*, respectively.

Feeding-stuffs.—Specimens of "dawa" (millet) and "gero" (guinea corn) plants, collected at different stages of growth, were examined in connection with the investigation as to the reported toxic properties of these plants.

Ivory Nuts.—A sample of Doum palm nuts was of good quality, and resembled specimens from the Sudan previously examined at the Imperial Institute. The demand for these nuts for button-making is very limited, owing to the existence of the central cavity, but nuts of good size are saleable in small quantities in Italy.

Minerals.—A mineral specimen from Kadera consisted of almost pure monazite and contained 3·08 per cent. of thoria (ThO_2). A specimen of the concentrate from which this monazite was obtained was found to contain about 60 per cent. of tinstone, about 25 per cent. of ilmenite, and 6 or 7 per cent. of monazite.

A further specimen of tinstone-monazite concentrate was found to contain only 0·95 per cent. of thoria, but a specimen of hand-picked monazite submitted at the same time contained 6·90 per cent. of thoria (ThO_2) and would consequently find a ready market in Europe.

Miscellaneous.—Information was also furnished to the Government and to Officers of the Administration regarding "ben" oil, Henna (*Lawsonia inermis*), Kano cloth, and supposed graphite. A number of enquiries made by commercial firms in the United Kingdom regarding Northern Nigeria products were also dealt with during the year.

28th April, 1913.

TABLE

APPROXIMATE STATEMENT showing COST of ADMINISTRATION in each PRO

Name of Province.	Sokoto.	Kano.	Bornu.	Central.	Zaria.	Niger.
Area: Total 255,700 square miles.	35,400	28,600	32,800	24,700	9,847	18,453
Population: Total 9,269,000 ...	1,300,000	3,500,000	700,000	700,000	402,000	400,000
	£	£	£	£	£	£
General Revenue (Government share).	18,414	36,883	18,896	19,651	4,879	5,038
General Revenue (Native share).	19,203	36,883	17,659	19,543	4,879	4,964
Total General Revenue.	37,617	72,766	36,555	39,194	9,758	10,002
	£ s. d.	£ s. d.	£ s. d.	£ s. d.	£ s. d.	£ s. d.
Rate per square mile (Government share).	0 10 5	1 5 5	0 11 6	0 15 11	0 9 11	0 5 5
Rate per square mile (Native share).	0 10 10	1 5 5	0 10 9	0 15 10	0 9 11	0 5 4
Total rate per square mile.	1 0 3	2 10 10	1 2 3	1 11 9	0 19 10	0 10 9
Rate per 1,000 of population (Government share).	14 3 3	10 7 10	26 19 10	28 1 5	12 2 9	12 11 1
Rate per 1,000 of population (Native share).	14 15 5	10 7 10	25 4 6	27 18 4	12 2 9	12 8 2
*Total rate per 1,000 of population.	28 18 8	20 15 8	52 4 4	55 19 9	24 5 6	25 0 0
	£	£	£	£	£	£
Expenditure (Government Administration and Military)	27,874	29,461	25,890	14,770	11,590	19,930
Expenditure (Native Administration).	26,506	37,481	14,852	10,231	6,321	11,034
Total Expenditure.	54,380	66,942	40,742	25,001	17,919	30,964
	£ s. d.	£ s. d.	£ s. d.	£ s. d.	£ s. d.	£ s. d.
Rate per square mile (Government Administration).	0 15 9	1 0 7	0 15 9	0 11 11	1 3 6	1 1 7
Rate per square mile (Native Administration).	0 15 0	1 6 2	0 9 1	0 8 3	0 12 10	0 11 11
Total rate per square mile.	1 10 9	2 6 9	1 4 10	1 0 2	1 16 4	1 13 6
Rate per 1,000 of population (Government Administration).	21 8 10	8 8 4	36 19 8	21 2 0	28 16 7	49 16 6
Rate per 1,000 of population (Native Administration).	20 7 9	10 14 2	21 4 3	14 12 4	15 14 10	27 11 8
Total rate per 1,000.	41 16 7	19 2 6	58 4 4	35 14 4	44 11 5	77 8 2

* Calculated on collection over the period
(The heaviest collection takes

I.

VINCE and REVENUE therefrom for Nine Months ending 31st December, 1912.

Kontagora.	Ilorin.	Muri.	Nassarawa.	Yola.	Kabba.	Bassa.
27,000	6,300	25,600	17,900	14,800	7,800	7,000
122,000	200,000	700,000	600,000	300,000	140,000	205,000
£ 4,571	£ 13,687	£ 6,661	£ 7,370	£ 3,121	£ 6,748	£ 4,[illegible]
3,746	13,687	4,306	5,863	3,121	2,249	4,013
8,317	27,274	10,967	13,233	6,242	8,997	8,593
£ s. d. 0 3 4	£ s. d. 2 3 3	£ s. d. 0 5 2	£ s. d. 0 8 3	£ s. d. 0 4 4	£ s. d. 0 17 3	£ s. d. 0 13 1
0 2 9	2 3 3	0 3 5	0 6 6	0 4 4	0 5 9	0 11 6
0 6 1	4 6 6	0 8 7	0 14 9	0 8 8	1 3 0	1 4 7
37 9 4	68 3 8	9 10 3	12 5 8	10 8 0	48 4 0	22 6 10
30 14 1	68 3 8	3 3 0	9 15 5	10 8 0	16 1 3	19 11 6
68 3 5	136 7 4	15 13 3	22 1 1	20 16 0	64 5 3	41 18 4
£ 10,720	£ 5,689	£ 17,707	£ 12,808	£ 13,897	£ 13,500	£ 11,025
3,107	9,402	2,440	3,844	3,500	1,212	2,823
13,827	15,041	20,147	16,152	17,397	14,712	13,848
£ s. d. 0 7 11	£ s. d. 0 17 10	£ s. d. 0 13 10	£ s. d. 0 13 9	£ s. d. 0 19 5	£ s. d. 1 14 7	£ s. d. 1 11 6
0 2 3	1 9 10	0 1 11	0 4 3	0 4 11	0 3 1	0 8 1
0 10 2	2 7 8	0 15 9	0 18 0	1 4 4	1 17 8	1 19 7
87 17 4	28 3 10	25 5 11	20 10 3	46 6 5	96 8 7	53 15 7
25 9 4	47 0 2	3 9 8	6 8 1	11 13 4	8 13 2	13 15 5
113 6 8	75 4 0	28 15 7	26 18 4	57 19 9	105 1 9	67 11 0

1st April, to 31st December, 1912.
place from January to March.)

TABLE II.

SCHEDULE of APPROXIMATE COST of PROVINCIAL ADMINISTRATION, POLICE, PRISONS, &c., for 9 MONTHS to 31st December, 1912.

Province.	Expenditure.						Revenue.	
	Provincial Administration (Personal Emoluments.)	Police.	Prisons.	Northern Nigeria Regiment.	Transport (Internal).	Total.	Government Share of General Revenue.	Native Share of General Revenue.
	£	£	£	£	£	£	£	£
Sokoto	5,764	—	471	18,274	750	25,259	19,082	20,298
Kano	7,204	—	704	18,274	592	26,774	35,871	35,871
Central (Bauchi)...	5,299	1,824	146	12,058	525	19,852	20,019	19,789
Bornu	5,685	—	475	12,618	675	19,453	20,805	18,121
Zaria	2,348	294	635	7,848	375	10,895	5,358	5,358
Kontagora	2,590	1,615	107	4,709	330	9,351	4,591	3,765
Niger	6,093	3,883	2,707	7,248	375	20,312	6,736	6,641
Ilorin	2,527	2,319	89	—	141	5,076	14,423	14,419
Bassa	1,682	1,783	125	7,248	247	11,085	4,574	4,018
Kabba	3,116	3,437	1,898	7,248	126	15,825	6,748	2,249
Nassarawa	3,198	860	135	7,248	533	12,024	8,071	6,809
Muri	4,673	1,642	181	9,790	354	16,640	6,666	4,311
Yola	3,367	2,155	88	7,248	418	13,271	3,146	3,140
Total	53,541	19,818	7,756	119,211	5,491	205,817	156,085	144,274

TABLE III.

APPROXIMATE STATEMENT of GENERAL REVENUE (GOVERNMENT SHARE) INCLUDING JANGALI (CATTLE TAX) collected during the years shown as under.

Province.	1903–04.	1904–05.	1905–06.	1906–07.	1907–08.	1908–09.	1909–10.	1910–11.	1911–12.	1912.*
	£	£	£	£	£	£	£	£	£	£
Sokoto ...	—	1,588	5,673	11,611	19,144	24,074	25,238	28,545	31,395	18,414
Kano ...	2,428	7,159	7,141	13,447	24,556	51,842	56,588	69,659	70,014	36,883
Bauchi (Central).	476	1,091	3,991	9,999	7,787	10,112	11,479	10,943	15,067	19,651
Bornu ...	1,476	4,181	6,562	8,642	11,947	11,606	13,857	15,054	22,593	18,896
Zaria ...	506	725	1,513	2,165	7,262	2,073	8,168	5,691	16,998	9,758
Kontagora	422	476	990	1,841	2,201	3,399	3,451	3,316	5,002	4,571
Niger ...	480	2,078	1,951	2,005	3,751	6,807	6,162	16,606	15,534	5,038
Ilorin ...	299	605	657	1,985	2,332	2,774	3,612	5,368	5,746	13,637
Bassa ...	232	268	594	1,157	1,112	2,645	2,623	6,047	7,132	4,580
Kabba ...	244	674	886	1,856	1,828		2,599	3,168	8,067	6,748
Nassarawa	501	498	1,237	2,108	2,051	2,702	3,044	5,238	5,479	7,370
Muri ...	1,082	1,182	1,582	2,452	4,143	3,743	4,728	5,711	7,571	6,661
Yola ...	287	394	1,286	1,940	2,173	2,717	3,162	4,884	7,334	3,121
Total ...	8,433	20,864	34,063	61,158	91,287	124,494	144,711	179,630	217,932	154,828

* For nine months only, does not include arrears 1910-11.

OUTL

NORTHER

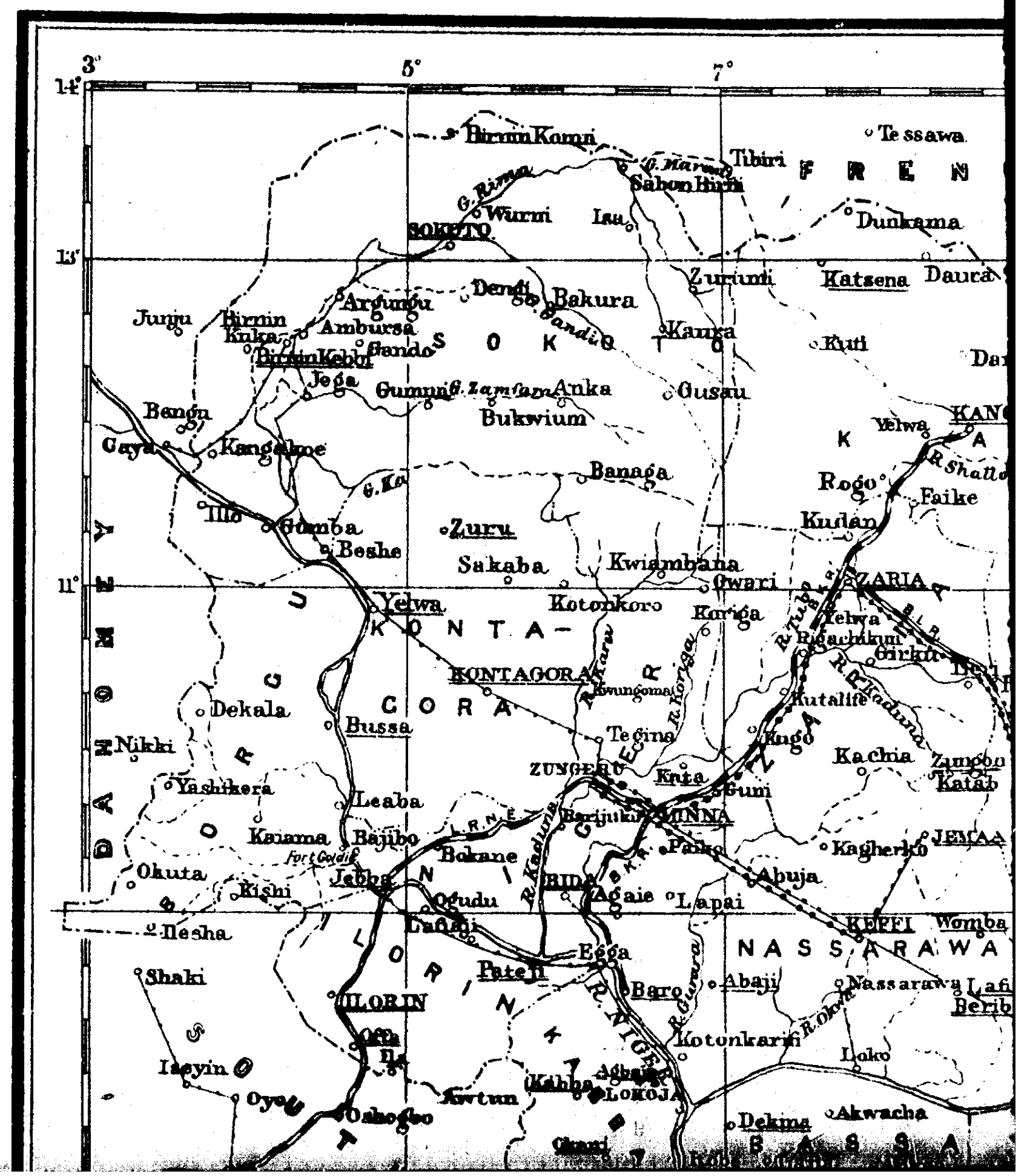
3°
5°
7°
14°
13°
11°
Birnin Komri
Tessawa
Tibiri
Sabon Birni
Wurmi
Isa
SOKOTO
Dunkama
Zurumi
Katsena
Daura
Argungu
Dendi
Bakura
Junju
Birnin Kuka
Ambursa
Gando
Birnin Kebbi
Jega
Gummi
Anka
Bukwium
Kanka
Kuti
Gusau
Benga
Gaya
Kangalme
Banaga
Yelwa
Rogo
Faike
Kudan
Illo
Gumba
Beshe
Zuru
Sakaba
Kwiambana
Owari
Kotonkoro
Koriga
ZARIA
Yelwa
Kontagora
Dekala
Bussa
Nikki
Yashikera
Leaba
Kwiambana
Tegina
ZUNGERU
Kuta
Kagu
Kachia
Zungon Katab
Kaiama
Bajibo
Fort Goldie
Bokane
Jebba
Okuta
Kishi
Ogudu
Agaie
Lapai
Abuja
Kagherko
JEMAA
Ilesha
Lafiagi
Egga
KEFFI
Womba
NASSARAWA
Shaki
Pateji
Baro
Abaji
Nassarawa
ILORIN
Kotonkarfi
Loko
Iseyin
Oyo
Kabba
LOKOJA
Oshogbo
Dekma
Akwacha
Ibadan
Gbanji
Kwungoma
Tegina
Barijuko
Pakko
Kutalife
Girkin
Rogo
Kudan
Yelwa
Shaki
Ilesha
Lafiagi
Pateji
Egga
Baro
Abaji
Nassarawa
Lokoja
Kotonkarfi
Loko
Kabba
Ibadan
Oshogbo
Iseyin
Oyo
Okuta
Kishi
Jebba
Bokane
Kaiama
Bussa
Leaba
Yashikera
Nikki
Dekala
Kontagora
Zungeru
Minna
Bida
Zaria
Kano
Katsena
Daura
Sokoto
Birnin Komri
Tibiri
Sabon Birni
Wurmi
Isa
Argungu
Ambursa
Gando
Birnin Kebbi
Jega
Gummi
Anka
Bukwium
Kanka
Kuti
Gusau
Benga
Gaya
Kangalme
Banaga
Yelwa
Rogo
Faike
Kudan
Illo
Gumba
Beshe
Zuru
Sakaba
Kwiambana
Owari
Kotonkoro
Koriga
Yelwa
Kwungoma
Tegina
Kutalife
Girkin

OUTLINE MAP
OF
NORTHERN NIGERIA

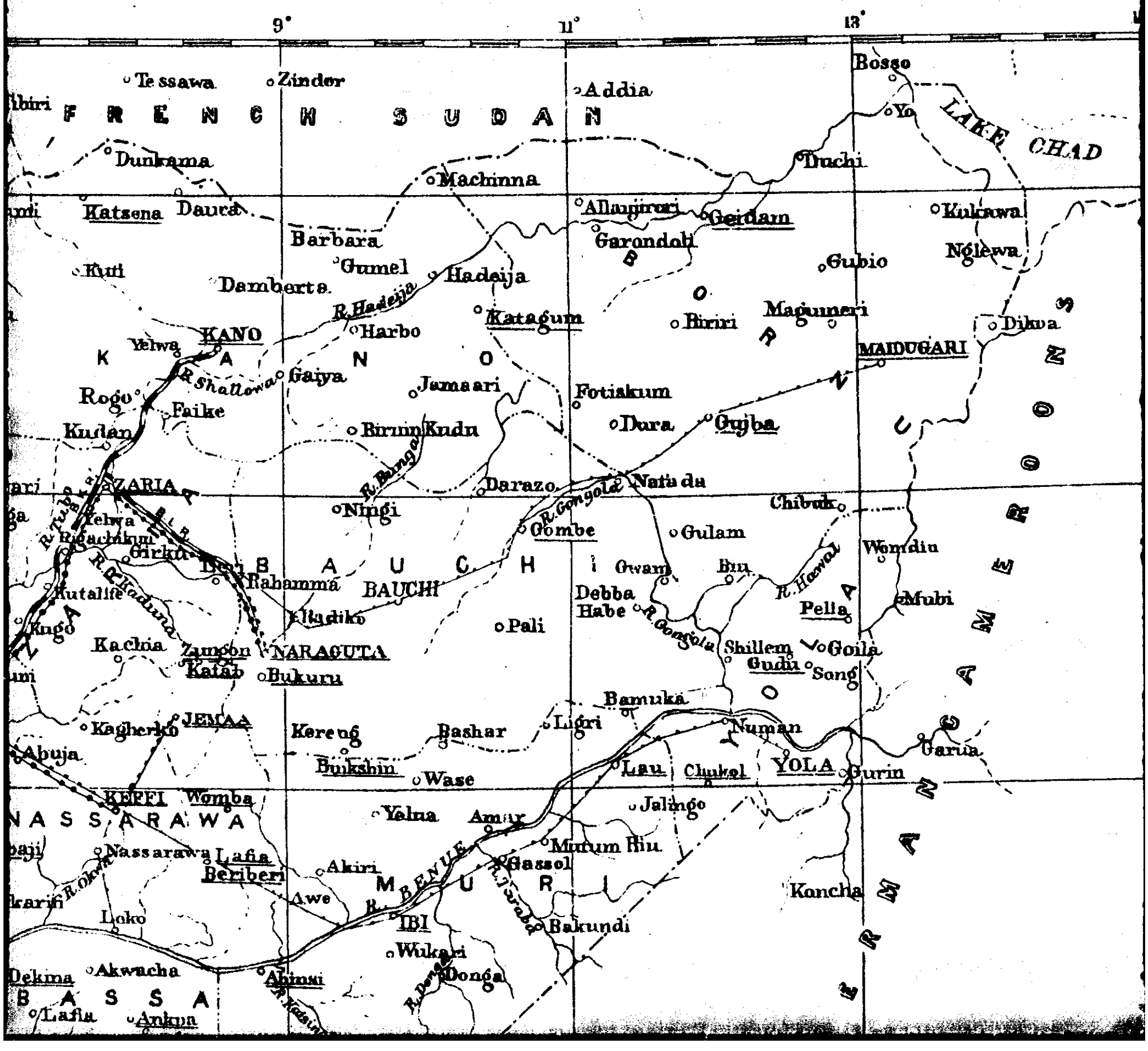

P

GERIA

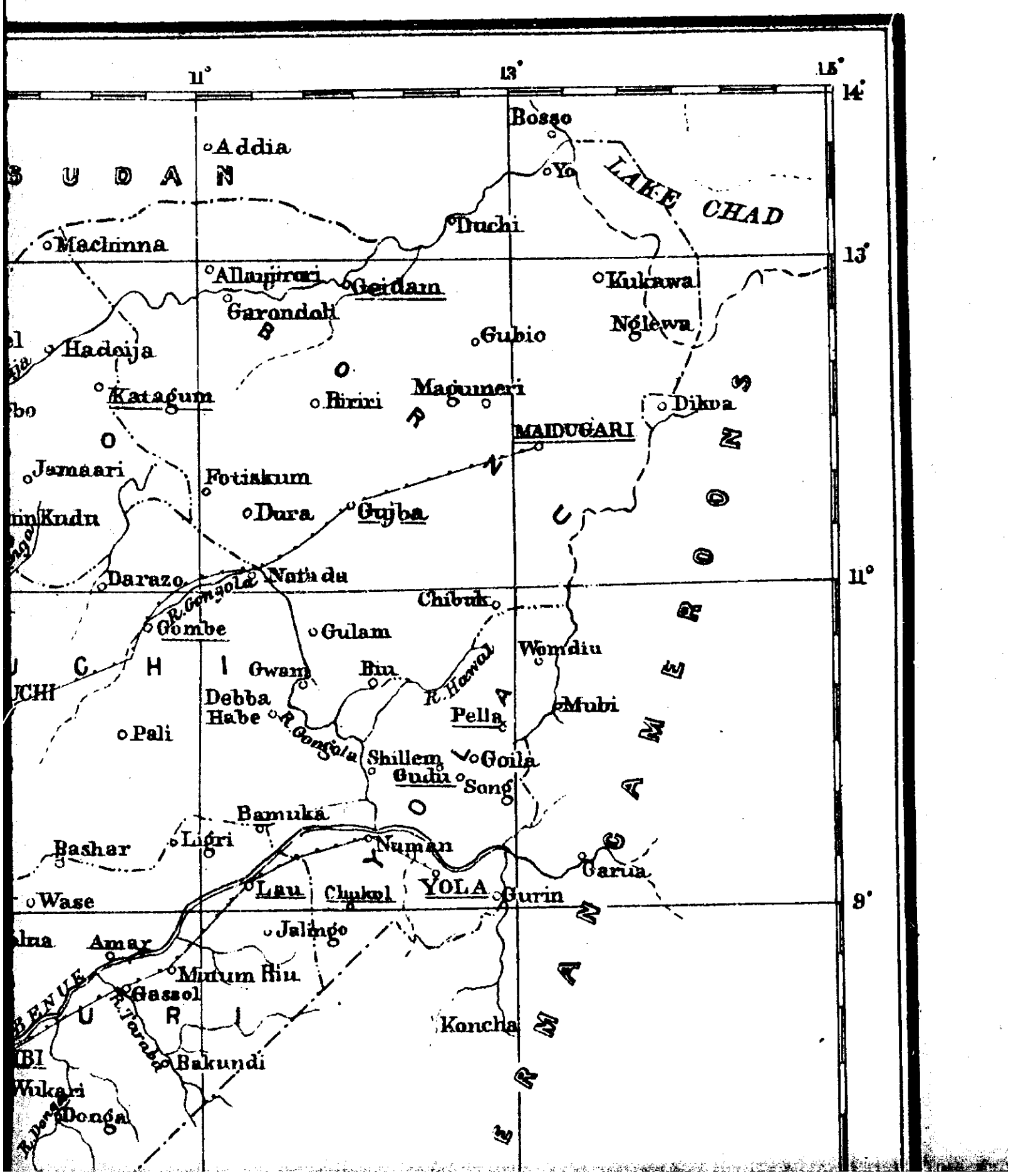
11°
13°
15°
14°
13°
11°
9°
Bosso
Addia
SUDAN
Yo
LAKE CHAD
Duchi
Maclinna
Allanjirori
Geidam
Kukawa
Garondoli
Gubio
Nglewa
Hadeija
Katagum
Biriri
Maguneri
Dikwa
MAIDUGARI
Jamaari
Fotiskum
Dura
Gujba
Kudu
Darazo
Natada
R. Gongola
Chibuk
Gombe
Gulam
Womdiu
Gwam
Biu
R. Hawal
Debba
Habe
Pella
Mubi
Pali
Shillem
Goila
Gudu
Song
Bamuka
Bashar
Ligri
Numan
Garua
Lau
Chukol
YOLA
Gurin
Wase
Jalingo
Amar
Mutum Biu
Gassol
Koncha
Bakundi
Wukari
Donga
R. Donga
BENUE
R. Taraba
BORNO
YOLA
ADAMAWA
CAMEROONS
BAUCHI
BIU
BERMANGA

NORTHERN NI

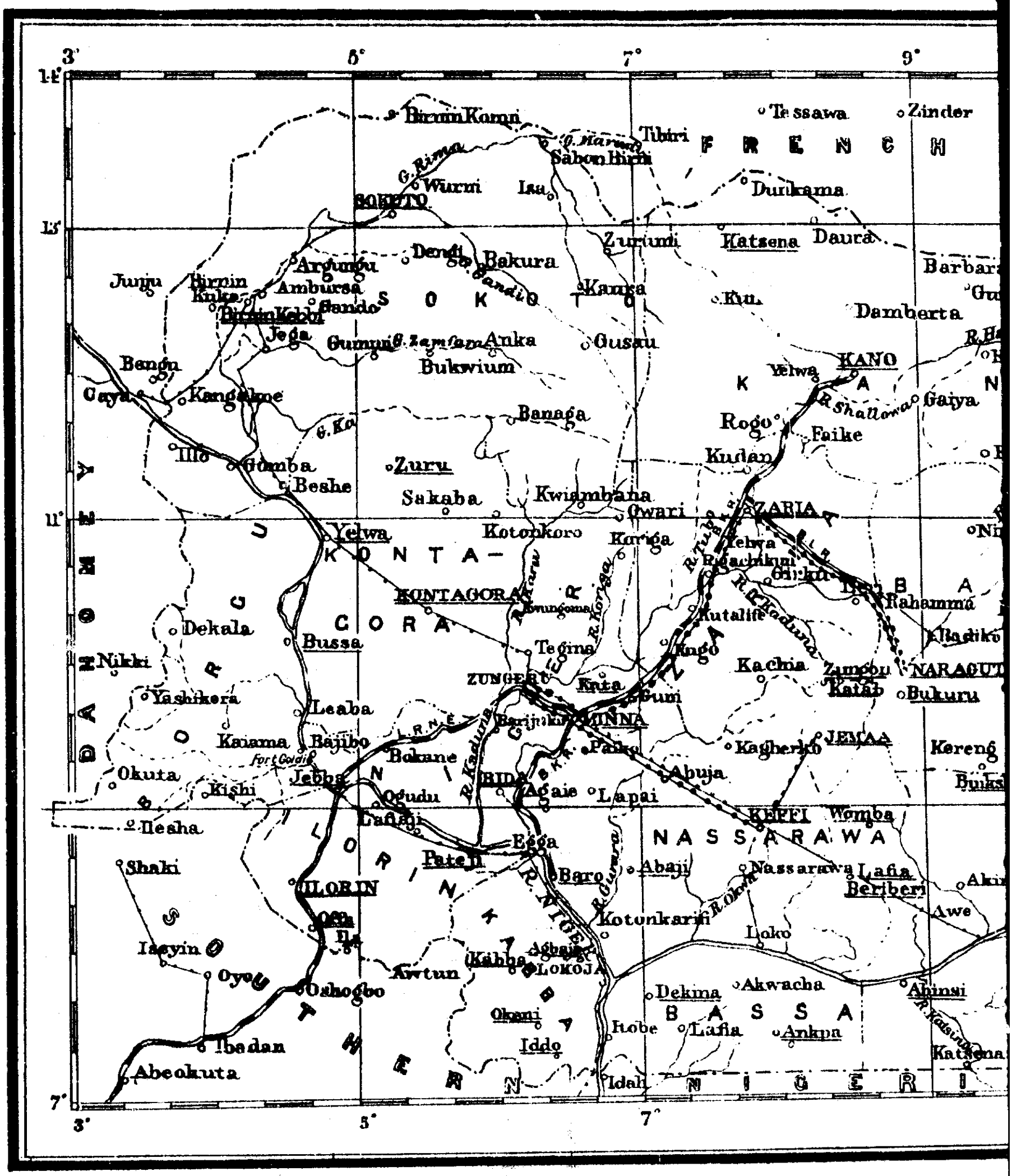

C.O. Nº 12.

Scale

Miles 60 40 20 0 100 200

REFERENCE

Railway constructed ..... Telegra

" under construction..... "

Road proposed..... "

Headquarters of Administrative Di

NORTHERN NIGERIA

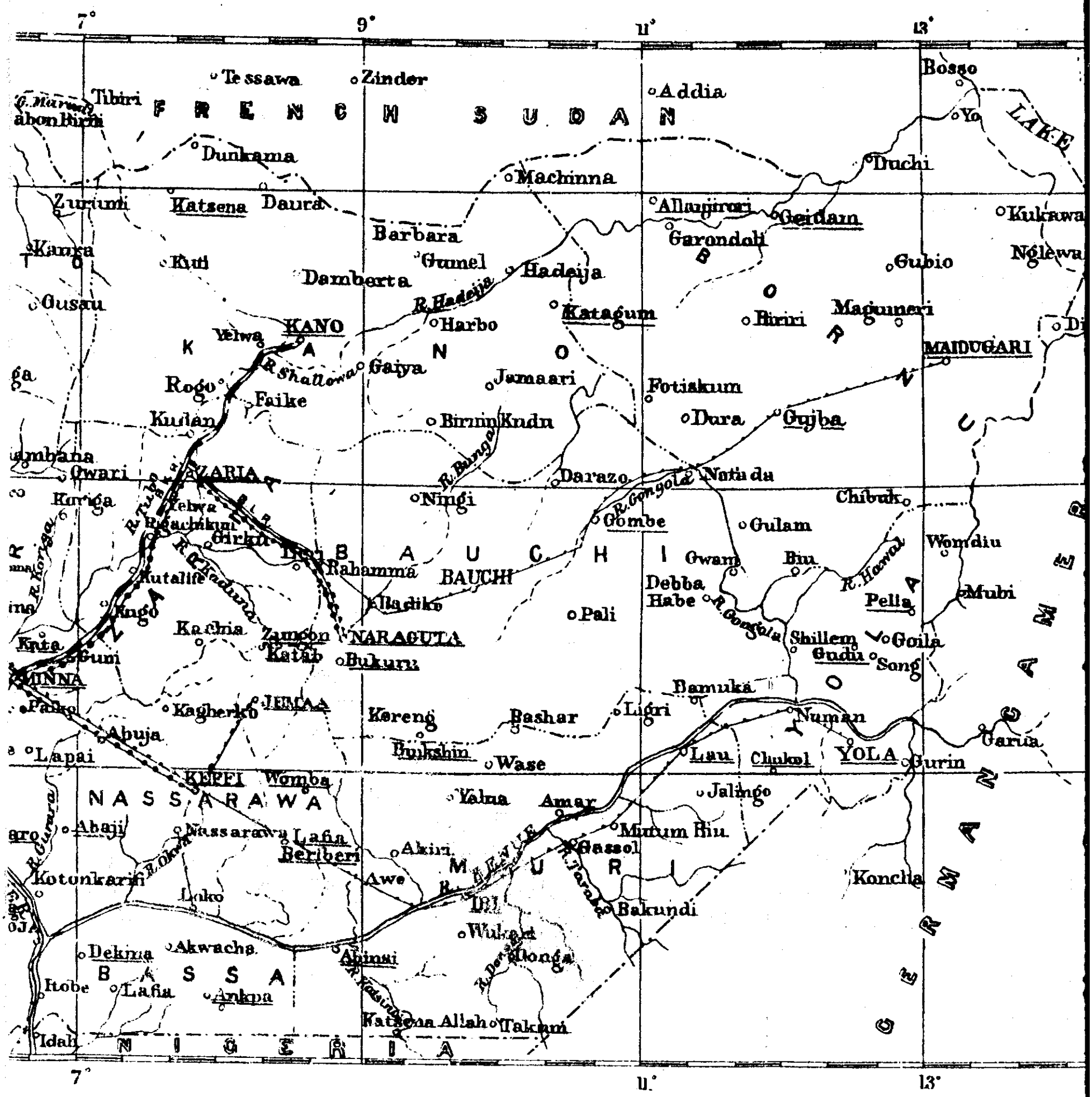

REFERENCE

Railway constructed ..... *Telegraph constructed* .....

" under construction ..... *" under construction* .....

Road proposed ..... *" proposed* .....

Headquarters of Administrative Districts underlined

IGERIA

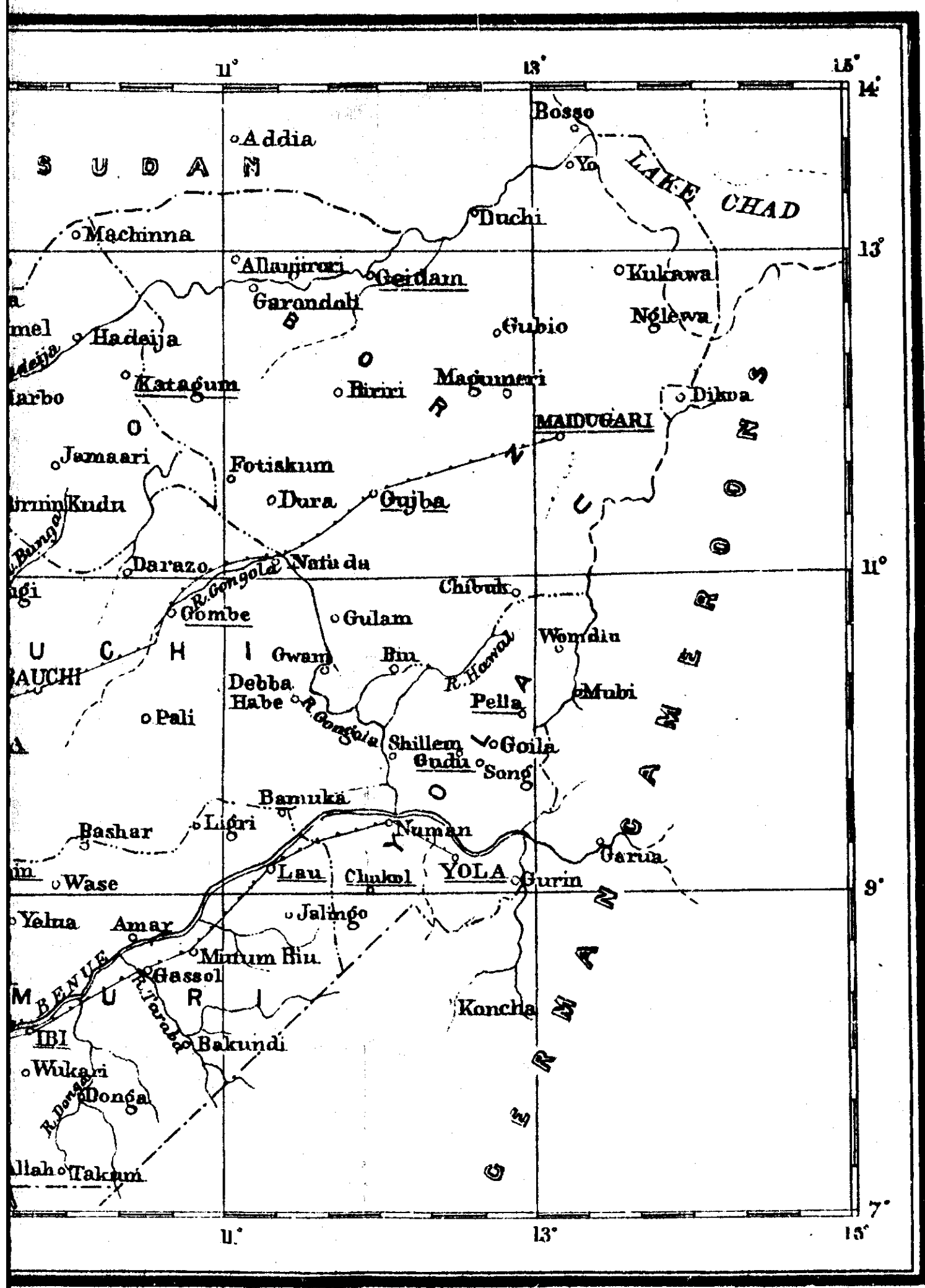
11°
13°
15°
14°
13°
11°
9°
7°
Bosso
Addia
SUDAN
Yo
LAKE CHAD
Duchi
Machinna
Allanjiram
Geidam
Kukawa
Garondabi
Nglewa
Gubio
Hadeija
Katagum
Biriri
Maiduguri
Dikwa
MAIDUGARI
Jamaari
Fotiskum
Dura
Gujba
Kudu
Darazo
Natiada
Chibuk
Gombe
Gulam
Wondiu
Gwam
Biu
Debba
Habe
Pella
Mubi
Pali
Shillem
Goila
Gudu
Song
Bamuka
Bashar
Ligri
Numan
Garua
Wase
Lau
Chukol
YOLA
Gurin
Yelua
Amar
Jalingo
Mutum Biu
Gassol
Koncha
IBI
Bakundi
Wukari
Donga
Takum
BENUE
R. Gongola
R. Hawal
R. Taraba
R. Donga
Ordnance Survey, Southampton, 1914.
300
400 Miles
h constructed
under construction
proposed
ricts underlined

COLONIAL REPORTS, &c.

The following recent reports, &c., relating to His Majesty's Colonial Possessions have been issued, and may be obtained from the sources indicated on the title page :—

ANNUAL.

No.	Colony, &c.	Year.
752	St. Lucia	1911–1912
753	Gilbert and Ellice Islands...	1911
754	Cayman Islands (Jamaica)	1911–1912
755	Gibraltar	1912
756	St. Helena	"
757	Weihaiwei	"
758	Ceylon	1911–1912
759	Sierra Leone	1912
760	Seychelles	"
761	Somaliland	1912–1913
762	Hong Kong...	1912
763	Turks and Caicos Islands...	"
764	Falkland Islands	"
765	Northern Territories of the Gold Coast	"
766	Bahamas	"
767	Gambia	"
768	Fiji	"
769	Basutoland	1912–1913
770	Gold Coast	1912
771	Ashanti	"
772	Nyasaland	1912–1913
773	Bechuanaland Protectorate	"
774	British Solomon Islands	"
775	Colonial Survey Committee	"
776	Tongan Islands Protectorate	1911–1913
777	Swaziland	1912–1913
778	Imperial Institute	1912
779	Barbados	1912–1913
780	British Guiana	"
781	Entomological Research Committee	"
782	Southern Nigeria	1912
783	Jamaica	1912–1913
784	British Honduras	1912

MISCELLANEOUS.

No.	Colony, &c.	Subject.
77	St. Vincent	Roads and Land Settlement Fund.
78	Weihaiwei	Census, 1911.
79	Northern Nigeria	Mineral Survey, 1907–8 and 1908–9.
80	Nyasaland	Mineral Survey, 1908–9.
81	Southern Nigeria	Mineral Survey, 1908–9.
82	Imperial Institute	Rubber and Gutta-percha.
83	Southern Nigeria	Mineral Survey, 1910.
84	West Indies	Preservation of Ancient Monuments, &c.
85	Southern Nigeria	Mineral Survey, 1911.
86	Do.	Do. 1912.